



利华高贸易有限公司

Lights-LED Catalogue 2024

SAMPLE 16

BUILD YOUR DREAMS WITH RELIABLE SOURCING FROM CHINA

 www.imexao.com

for
19+ YEARS



شركة

+ (86) 186-8880-7020

ARCO
375A

MATERIAL
COLORS

STAINLESS STEEL MARBLE BASE
SATIN NICKLE + WHITE/BLACK



SM375A
L2300 x W330 x H2400

ARCO

White Carrara marble base. Satin stainless steel telescopic stem. A rotatable and height-adjustable aluminum reflector that is pressed, polished, and coated with nitrocellulose. "We were thinking of a light that would illuminate the table. They already exist, but you have to get around them. In order to leave enough space around the table, the base must be at least two meters away. That's where Arco's idea comes in."



+ (86) 186-8880-7020

A modern living room with a wood-paneled wall, a marble fireplace, and contemporary furniture. The room features a large window with white curtains, a black floor lamp, and two grey armchairs. A large, stylized logo is overlaid on the wall.

ش

+ (86) 186-8880-7020



+ (86) 186-8880-7020 LOHJA 6250

MATERIAL
COLORS

ALUMINIUM ALLOY+PC
EARL GOLD/TITANIUM GREY/MATT WHITE




SM6250S
H3250+H2700+H2150

LOHJA

This iconic Cameron Design House pendant light is inspired by the tranquil lakes of Lohja, Finland. This contemporary design won The International Design and Architecture Award for best Pendant/Chandelier. Exploring tranquillity, space and equilibrium, the Lohja combines simplicity with geometry creating a striking, balanced sculptural form which changes appearance from each angle.
Bespoke options and design service available.

+ (86) 186-8880-7020





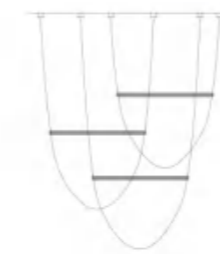
WIRELINE 2398

MATERIAL
COLORS

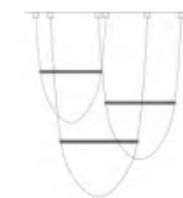
POLYURETHANE+ALUMINIUM ALLOY
ORANGE/LIGHT GRAY/LIGHT COFFEE



+ (86) 186-8880-7020



SM2398-3250
L1640xH3250




SM2398-2500
L1640xH2500



 +(86) 186-8880-7020

Suspension lamp with diffused light. Tubular in transparent extruded glass and internal diffuser in opal PC. Ferrules made with CNC technology in satin stainless steel.





FLAMINGO
2379

MATERIAL
COLORS

CARBON STEEL+ALUMINIUM ALLOY+ACRYLIC
SUMMER GOLD/SUMMER BLACK+WHITE+MATT WHITE

+ (86) 186-8880-7020

Suspension lamp with diffused light. Tubular in transparent extruded glass and internal diffuser in opal PC. Ferrules made with CNC technology in satin stainless steel



+ (86) 186-8880-7020





+ (86) 186-8880-7020



SM2379S1-C
Φ700 × H2000



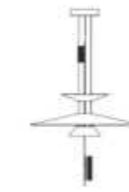
SM2379S1-A
Φ700 × H2000



SM2379S1-B
Φ700 × H2000



SM2379S2-A
Φ900 × H2000



SM2379S2-B
Φ700 × H2000



SM2379S3
Φ900 × H2240



SM2379S4
Φ900 × H2240



SM2379S5
Φ900 × H2240



SM2379F
Φ900 × H2500



+ (86) 186-8880-7020



NORTH 2377

MATERIAL
COLORS

CARBON STEEL+ALUMINIUM ALLOY+ACRYLIC
BLACK/WHITE



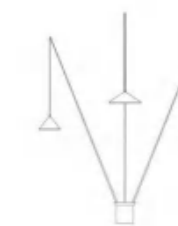
SM2377F-C
W600-2000xH1860
SHADED165



SM2377F-B
W710-2130xH1860
SHADED400



M2377F2-A+C
W1050-2390xH2830-4060
SHADED165+D600



SM2377F2-A+B+C
W1050-2390xH2830-4060
SHADED165+D400+D600

NORTH



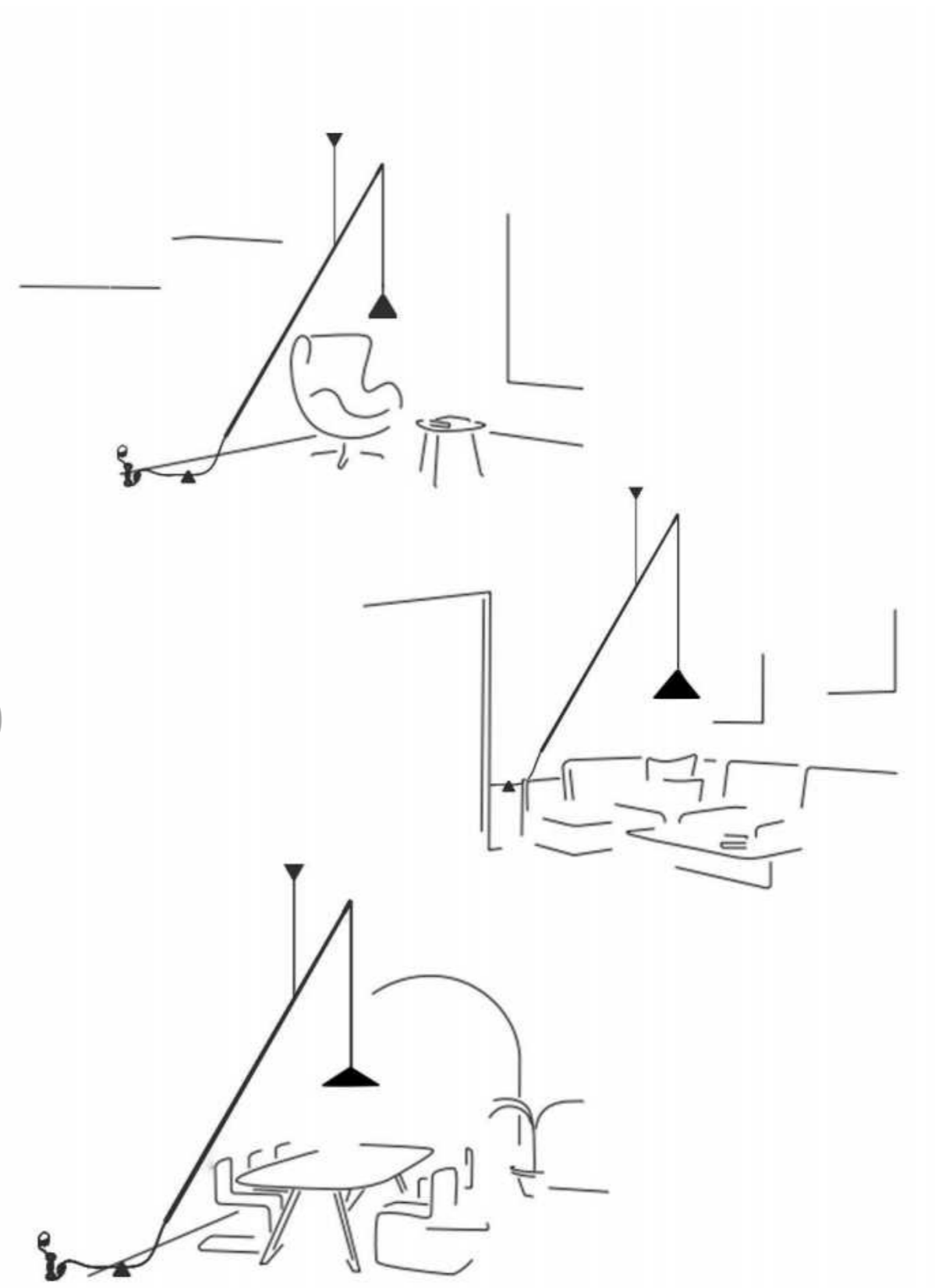
Composed of traditional hanging curtains suspended from slender carbon fiber rods or arms, the lamp can be hung from a wall, ceiling or moving heavy base. Allows multiple arms to be combined at different angles to provide a local glow where needed. Its humble appearance puts an emphasis on light, carefully and pragmatically directing it precisely where it is needed.





+ (86) 186-8880-7020

NORTH





+(86) 186-8880-7020

MIZU
2362


MATERIAL
COLORS

CARBON STEEL +ALUMINIUM +GLASS

CARBON STEEL +ALUMINIUM +GLASS/NICKEL WIRE DRAWING



SM2362S-1
Φ120 × H110 (MAX H2000)



SM2362S-L1180
L1230 × W350 × H2000



SM2362S-R15
Φ635 × H2000



SM2362S-26RD
Φ660 × H3000



Like water droplets, no two Mizu are alike, each crystal shape is unique and made meticulously by hand. Using only the clearest crystal (24% lead), Mizu perfectly emulates water's refraction of light, casting amazing patterns around the room, reminiscent of flowing water.

晶

+ (86) 186 8880 7020





+ (86) 186-8880-7020



ROYAL CHANDELIER
2359

MATERIAL ALUMINIUM + ACRYLIC GLASS
COLORS SUMMER BLACK / SUMMER GOLD + SAND GLASS



+ (86) 186-8880-7020





+ (86) 186-8880-7020

ROYAL
CHANDELIER



+ (86) 186-8880-7020



SM2359-1100
Φ1150 x H3000



SM2359-1500
Φ1550 x H3000



SM2359-1750
Φ386xH3000




SM2359-2200
Φ2250 x H3000



SM2359-3200
Φ3250 x H3000



SM2359S-4200
Φ4250 x H3000



SM2359S-R800-R1930
L1930 x W830 x H3000



SM2359S-L2000
L2030 x W32 x H2000



SM2359S-H3000
L161 X H3000



SM2359S-H2000
L161 X H2000

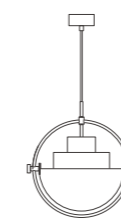


MULTI-LITE 2356

MATERIAL
COLORS

CARBON STEEL
BRUSHED BRASS+WHITE/SUMMER BLACK

+ (86) 186-8880-7020



SM2356S
Φ386xH415 (MAX H1800)

MAJLITI-LITE



MAJLITI

+ (86) 186-8880-7020



+ (86) 186-8880-7020



MACARON 2353

MATERIAL
COLORS

GLASS+ALUMINIUM+CARBON STEE+JADE
DRAWING COPPER+AMBER/SUMMER BLACK+SMOKEY GREY
DRAWING COPPER/SUMMER BLACK+CLEAR GLASS



SM2353T1
Φ300 x H255



SM2353T2
Φ400 x H360



SM2353T3
Φ540 x H475



MACARON

The MACARON lamp pays homage to the beauty and complexity of the crystal. In the delicate, hand-blown glass of the opposite dome, the rock becomes a lunar landscape floating in its own universe. The natural imperfections of glass and the diversity of stone make each lamp unique. The purity of natural materials and the craftsmanship used in the process make these materials take on an extraordinary atmosphere. The MACARON is produced using a traditional process



+ (86) 186-8880-7020



+ (86) 186-8880-7020

RAINEY
2341

MATERIAL
COLORS

CARBON STEEL
BRUSHED COPPER + EARL GOLDR/ROSE GOLD/SUMMER BLACK



SM2341T
W145 (SHADE Φ 75) x H230



SM2341T2
W205X(SHADE Φ 200)xH300

RAINEY



+ (86) 186-8880-7020





+ (86) 186-8880-7020



ATOLLO METAL
2340

MATERIAL
COLORS

CARBON STEEL+ALUMINIUM ALLOY
BRUSHED COPPER+ LIGHT BLACK



SM2340T
Φ 250xH365



SM2340T2
Φ 380xH532



SM2340T3
Φ 500xH680



+ (86) 186-8880-7020

ATOLLO METAL

The lamp body is in the same color,
Simple and refined appearance
A simple and unique style,
Feels gentle and generous



+(86) 186-8880-7020



ATOLLO GLASS
621

MATERIAL
COLORS

CARBON STEEL+MILK ACID GLASS
MILKY WHITE



SM621T1
Φ 250xH350



SM621T2
Φ 370xH500



IP

+ (86) 186-8880-7020



COPYCAT
2333

MATERIAL
COLORS

CARBON STEEL+ALUMINIUM ALLOY
EARL GOLD/ROSE GOLD/LIGHT BLACK+MILKY WHITE



SM2333T
W370 x H295(SHADE Ø 300)

+36) 186-8880-7020



+ (86) 186-8880-7020



Table lighting fixture comprising an aluminium sphere machined from solid and then gold-coated with 24 K gold. Blown glass opal diffuser. LED light source with dimmer switch on the power cable.



+ (86) 186-8880-7020



+ (86) 186-8880-7020



AELLA
2332

MATERIAL
COLORS

ALUMINIUM ALLOY+GLASS
BRUSHED COPPER+CLEAR GLASS/SUMMER BLACK+SMOKEY GREY

Porta il nome di un'amazzone mitologica questa importante storica lampada da tavolo di Leucos che affascina con il suo design essenziale e al tempo stesso sofisticato. Aella significa "tornado" e, infatti, il diffusore in vetro soffiato dalle forme morbide ed eleganti pare proprio materializzarsi da un turbine: da un punto, nello spazio, prende forma un suggestivo ed evanescente cono di luce che diventa fonte di armonia.



+ (86) 186-8880-7020





AELLA

+ (86) 186-8880-7020



SM2332T1
Φ200 × H 280



SM2332T2
Φ300 × H 280



SM2332T3
Φ540 × H 500



SM2332S1
Φ200 × H 2000



SM2332S2
Φ300 × H 2000



SM2332S3
Φ540 × H 2000



SM2332C1
Φ200 × H 170



SM2332C2
Φ300 × H 190



SM2332C3
Φ540 × H 310



+(86) 186-8880-7020



GLEN
2324

MATERIAL
COLORS

CARBON STEEL +GLASS
BODY SUMMER BLACK+SMOKE GRAY/AMBER/ROSE GOLD/COFFEE

Artificially blown glass with crystal colors, Make ray casting more extensive and soft. Bright colors show the trend of the times, Let colors collide with furniture more fiercely!



+ (86) 186-8880-7020





+ (86) 186-8880-7020

Hand-blown glass, the color is crystal clear, Makes the light cast wider and softer. Bright colors show the trend of the times, Let the color and furniture collide more violently!



SM2324T1
L200 x W200 x H250



SM2324T2
L200 x W200 x H315



SM2324T3
L200 x W200 x H355



SM2324T4
L220 x W220 x H470



SM2324S1
Φ200 x H190 (MAX H2000)



SM2324S2
Φ170 x H260 (MAX H2000)



SM2324S3
Φ140 x H310 (MAX H2000)



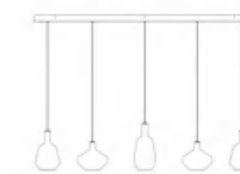
SM2324S4
Φ198 x H415 (MAX H2000)



SM2324S-R3(1+2+3)
Φ430 x H2000



SM2324S-R7
Φ620 x H2000



SM2324S-L1500-5
L1500 x W200 x H2000



+ (86) 186-8880-7020

THEIA
2322

MATERIAL
COLORS

CARBON STEEL/ALUMINUM ALLOY/GLASS
SEMI-MATTE WHITE/CROWN ASH CLEAR/SOOT/AMBER






SM2322T
Φ320 × H470



SM2322F
Φ320 × H1530



 +(86) 186-8880-7020



+ (86) 186-8880-7020



VL RING CROWN 2321

MATERIAL
COLORS

CARBON STEEL/YOGURT GLASS
SILVERY/CREAMY WHITE

+ (86) 186-8880-7020



SM2321S-1
Φ190 × H350 (MAX H2000)



SM2321S-R3
Φ560 × H240 (MAX H2000)



SM2321S-R5
Φ680 × H240 (MAX H2000)



SM2321S-R7
Φ880 × H240 (MAX H2000)



SM2321W
Φ190 × W240 × H280



+ (86) 186-8880-7020

VL RING CROWN



IC LIGHTS
2318
+ (86) 186-8880-7020

MATERIAL
COLORS

CARBON STEEL+GLASS+ALUMINIUM
SUMMER GOLD/SUMMER BLACK



By Michael Anastassiades, 2014

Table lamp providing diffused light. Frame in brass,
brushed and transparent varnished or chrome steel.

Blown glass opal diffuser. Dimmer on the power chord.



 +(86) 186-8880-7020



+86 186-8880-7020



+ (86) 186-8880-7020



SM2318-T1-200
Φ200 × H380



SM2318-T2-150
Φ150 × H400



SM2318-T2-200
Φ200 × H500



SM2318-T3-300
Φ315 × H350



SM2318-S1-150
Φ150 × MAX H2000 (BODY H390)



SM2318-S2-200
Φ200 × MAX H2000 (BODY H520)



SM2318-S3-250
Φ250 × MAX H2000 (BODY H640)



SM2318-S3-300
Φ300 × MAX H2000 (BODY H760)



SM2318-W1-200
Φ200 × H272



SM2318-F2-200
Φ200 × H1350



SM2318-F3-300
Φ300 × H1852

IC LIGHTS



LIGHT RING 2316

MATERIAL ALUMINIUM ALLOY+PC
COLORS SUMMER UNION GOLD / MATTE BLACK

+ (86) 186-8880-7020



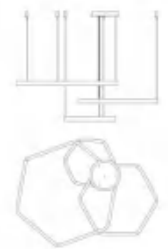
SM2316S1
Φ600 × H2000



SM2316S2
Φ900 × H2000



SM2316S3
Φ1200 × H2000



2316S-R3(S1+S2+S3)
L1220(I1400) × W1600(I1800) × H2000



LIGHT RING

Directly use symmetrical techniques to show the beauty of balance. Big but not empty, thick but not heavy, Stylish without being overwhelming.




 +(86) 186-8880-7020





+86 186 8880-7020



FAIRY 2307

MATERIAL
COLORS

CARBON STEEL + ALUMINIUM
BLACK / BRUSHED COPPER

+ (86) 186-8880-7020



SM2307DZ
Φ140



SM2307DZ
Φ180



SM2307S1 -1
Φ140 x H196 (MAX H2000)



SM2307S2 -1
Φ180 x H150 (MAX H2000)



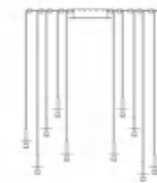
+ (86) 186-8880-7020




SM2307S(1+2)-26
Ø900 x H3000




SM2307S6DJ



SM2307S12DJ



SM2307S18DJ




SM2307S24DJ



86) 186-8880-7020



FAIRY



GOSS
2306

MATERIAL
COLORS

CARTON STEEL+GLASS
GOLD/CHROME

+ (86) 186-8880-7020



SM2306T-A
Ø 280 x H260




光

+ (86) 186-8880-7020




+ (86) 186-8880-7020

SOS



+ (86) 186-8880-7020



MOUNTAIN VIEW 2305

MATERIAL
COLORS

CARTON STEEL+GLASS
GOLD/CHROME



SM2305S1
Ø 400 x SHADE H310 (MAX H2000)



IP

+ (86) 186-8880-7020

YURI



YURI
2303

MATERIAL
COLORS

CARBON STEEL+MILK ACID GLASS
EARL GOLD+MILKY WHITE

+ (86) 186-8880-7020





+ (86) 186-8880-7020



SM2303T1
Φ245 × W200 × H335



SM2303T2
Φ327 × W300 × H480



SM2303W1
Φ264 × W200 × H283



SM2303C
Φ425 × W300 × H385



SM2303S1
L230 × W200 × H2000 (SHADE H310)



SM2303S2
L330 × W300 × H2000 (SHADE H455)



+ (86) 186-8880-7020

JOSH
2302

MATERIAL
COLORS

CARBON STEEL+ALUMINIUM ALLOY
BRUSHED COPPER+MILKY WHITE/EARL MILKY WHITE



SM2302T
Φ 230 × H350

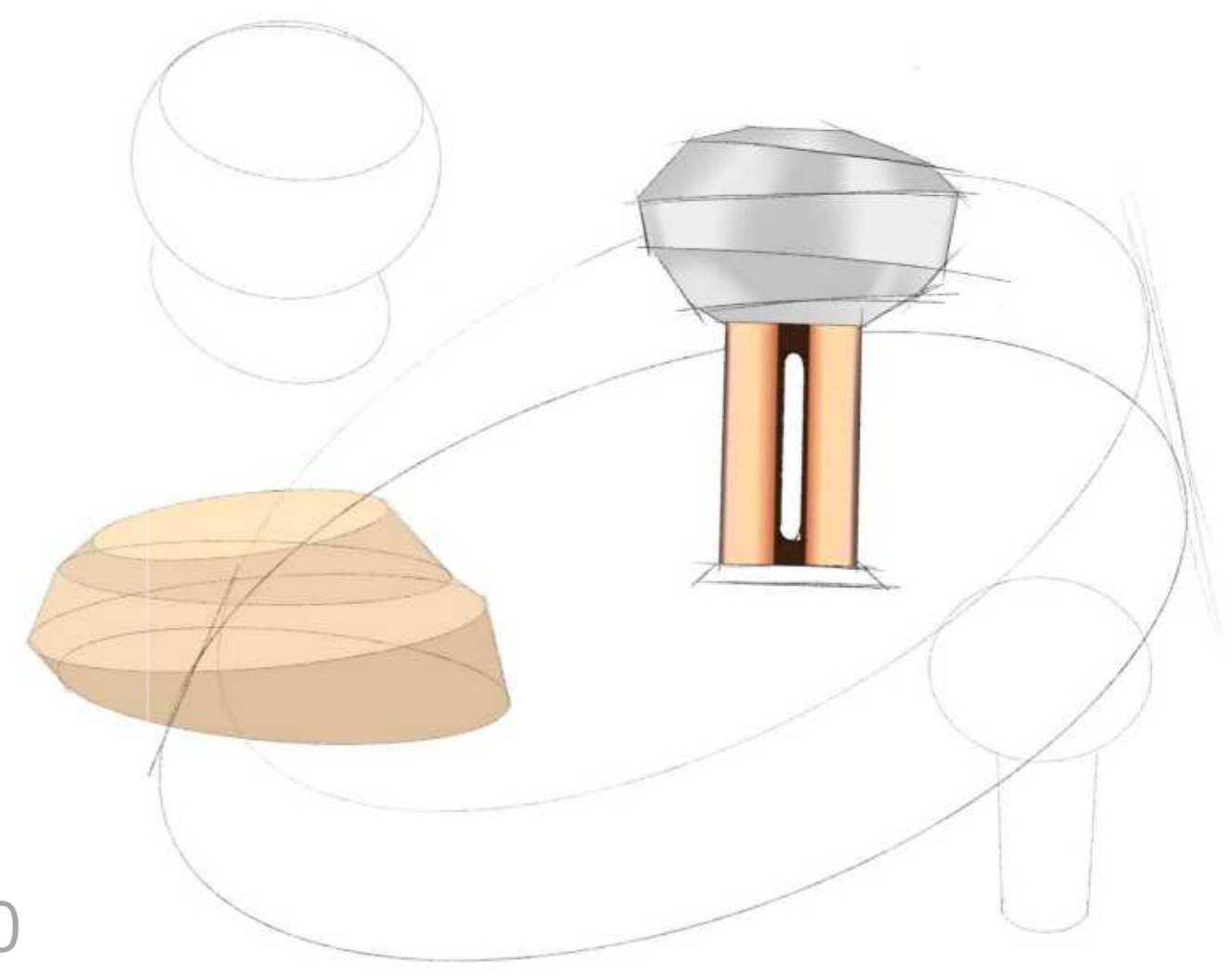


SM2302T2
Φ 320 × H470

JOSH



+ (86) 186-8880-7020



Geometric lampshade design is chic and elegant
Like a diamond to be developed in the torch



+ (86) 186-8880-7020



HUNTER
2301

MATERIAL
COLORS

CARBON STEEL+GLASS
MATT WHITE+CLEAR GLASS/SMOKEY GREY/AMBER/ROSE GOLD



+ (86) 186-8880-7020



SM2301T1-A
Φ130 × H280



SM2301T2-A
Φ180 × H345



SM2301T3-A
Φ250 × H450




SM2301W1
L280 × W172 × H280



SM2301S1-A
Φ130 × BODY H260 (MAX H2000)



SM2301S2-A
Φ180 × BODY H320 (MAX H2000)



SM2301S3-A
Φ250 × BODY H425 (MAX H2000)



SM2301S4-A
Φ300 × BODY H500 (MAX H2000)



SM2301S-R7
Φ610 × H2000



SM2301S-R1150
Φ1500 × H2800




SM2301S-R41
Φ1650 × H3000



+ (86) 186-8880-7020

Clear and translucent crystal, interpretation of classics and art. The light smudged by the lines exudes a rational and modern atmosphere.





+ (86) 186-8880-7020



FINN
2300

MATERIAL ALUMINIUM ALLOY+PC
COLORS BLACK/WHITE/SUMMER GOLD



SM2300F
L127 x W102 x H1853


FINN

Dress up in a personalized furniture style, the urge and yearning to fly out, and take your eyes to make a successful trip. Then return to the origin of home



+(86) 186-8880-7020





+(86) 186-8880-7020

ALBA
2294

MATERIAL
COLORS

CARBON STEEL+MILK ACID GLASS
TI-PURPLE GOLD/SHALLOW TITANIUM BASE+MILKY WHITE



In the table lamp version, the water droplets are subtly placed on a double asymmetrical "L" shaped satin-finished brass rectangular section profile that serves as the lamp's base and trim.



+ (86) 186-8880-7020

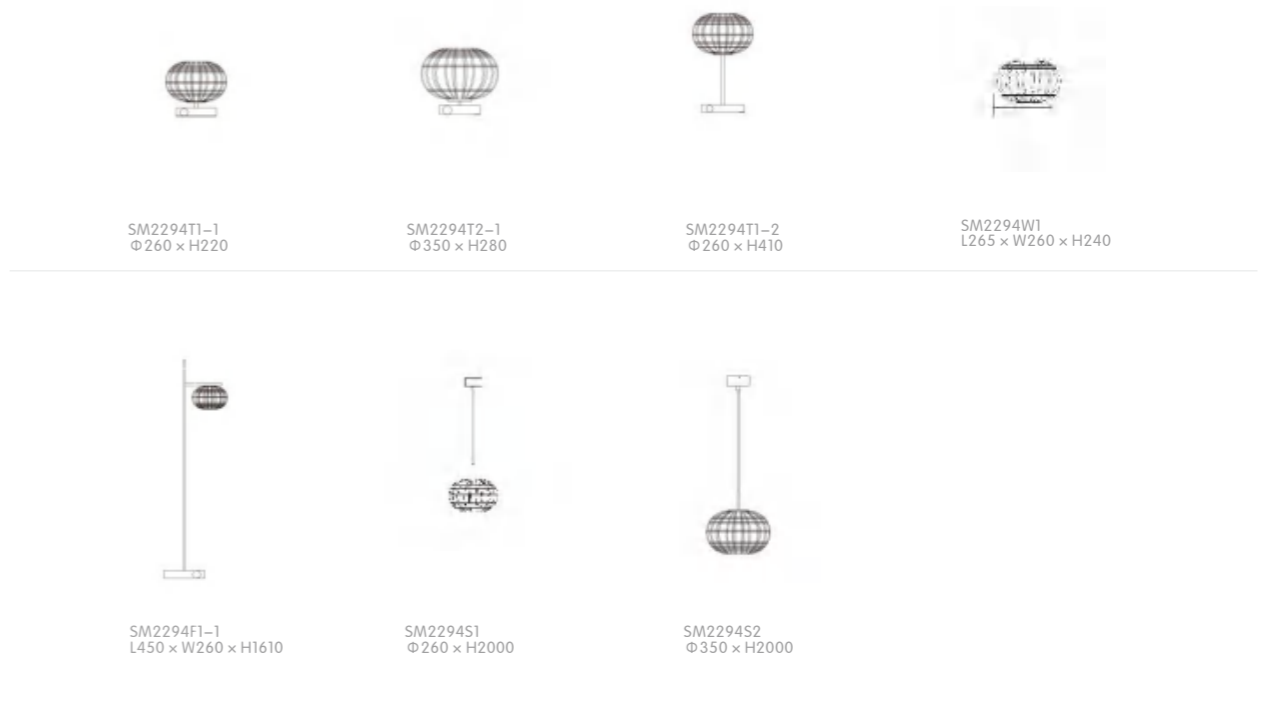





The chic detail design and the rustic texture form a strong contrast, just like the texture of the lantern, and the avant-garde and fashionable overall shape design is a mix of retro and trendy!



+ (86) 186-8880-7020





TRIGONA 2292

MATERIAL
COLORS

ALUMINIUM + GLASS
SUMMER BLACK + WHITE GRADIENT OUTER GLASS +
SMOKY GREY MIDDLE GLASS+ WHITE INNER GLASS

+ (86) 186-8880-7020



SM2292S
Φ 305 x H 540



+(86) 186-8880-7020

TRIGONA

-

Graceful lines and gradual colors
No need for too much decoration
Can create a sense of elegance

OTTO

-
Like a white and soft white cloud
Like a sweet and delicate cotton candy
Like a fresh and elegant flower
Living under this lamp is like opening your heart in the full and soft sunshine,
Feel the beauty of life.



+ (86) 186-8880-7020





+ (86) 186-8880-7020



OTTO
2290

MATERIAL
COLORS


CARTON STEEL+GLASS
BRUSH GOLD (PLATING)



SM2290S1
Φ260 × MAX H2000



SM2290S2
Φ400 × MAX H2000



+ (86) 186-8880-7020

ACKERY 2289

MATERIAL
COLORS

CARBONSTEEL+RATTAN+ALUMINIUM
UPPER BLACK UMDER WHITE/BLACK+ORANGE/WHITE+ORANGE/
UPPER BRUSH COPPER UMDER ORANGE



SM2289T-A
Φ355 × H560



SM2289F-A
Φ555 × H1700



SM2289S1-A
Φ355 × H2000



SM2289S2-A
Φ555 × H2000



+ (86) 186-8880-7020



ACKERY



+ (86) 186-8880-7020



BABER
2282

MATERIAL GLASS+ALUMINIUM
COLORS CLEAR+ROSE GOLD /CLEAR/SMOKEY GREY+SUMMER BLACK

+ (86) 186-8880-7020

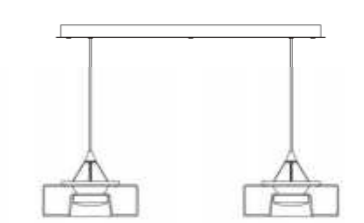
BABER



SM2282C
Φ255 x H95



SM2282S
Φ255 x BODY H95(MAX H2000)




SM2282S-2
L990 x W255 x H2000



+ (86) 186-8880-7020



The simplicity shows elegance and avant-garde, and outlines a soft atmosphere in a world of harmonious light and shadow.



ODA
2275

MATERIAL
COLORS

CARBON STEEL+GLASS
AMBER/SMOKEY GREY/CLEAR GLASS+BLACK

+ (86) 186-8880-7020



SM2275T1
Φ225 x H430(body H290)



SM2275T2
Φ420 x H845(body H580)



SM2275F2
Φ420 x H1416(body H1150)



SM2275F2-1650
Φ480 x H1650(shade Φ420)



+ (86) 186-8880-7020

Coupled with the support of the bottom quadrangle bracket, the structure is stable and the movement is convenient. With the yellow light source, it is low-key and elegant. The soft curves softened by the industrial theme of hand-blown glass, the warm glow makes the industrial aesthetic into a soft interior environment.





NUVOLA MINOR
2269

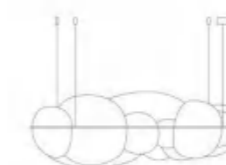
MATERIAL
COLORS

PLASTIC+CARBON STEEL +PC
WHITE

+ (86) 186-8880-7020



SM2269SX
L800 x W290 x H2000



SM2269S
L1500 x W900 x H2000

NUOVA OLAMINOR



(86) 186-8880-7020



+ (86) 186-8880-7020



THE HILLS 2263

MATERIAL
COLORS

ALUMINIUM ALLOY+ACRYLIC
WHITE



SM2263C1
Φ500 × H135



SM2263C2
Φ650 × H170



SM2263C3
Φ850 × H195




SM2263S1
Φ500 × H2000



SM2263S2
Φ650 × H2000



SM2263S3
Φ850 × H2000



CHESHIRE MEDIUM
2259

+ (86) 186-8880-7020

MATERIAL
COLORS

PC+ALUMINIUM ALLOY+CARBON STEEL +PLASTIC
SHINING WHITE/BLACK+EARL GOLD+CHROME



SM2259T
Φ300 × H505



SM2259F
Φ300 × H1500



SM2259S
Φ300 × H 2000

The endless charm of linear art is due to the versatility of lines. When it comes to lamps and lanterns, the fishline shaped wire is a symbol of simplicity, while the simple round lampshade and the combination of lines and surfaces are simple but with high-level aesthetic appeal.



+ (86) 186-8880-7020





AIM
2253

+ (86) 186-8880-7020

MATERIAL
COLORS

ALUMINIUM ALLOY
MATT BLACK INSIDE WHITE/ WHITE



SM2253S
Φ245 x H2000



SM2253S1
Φ170 x H1460

AIM

While the common chandelier design hides messy wires, the Aim line does the opposite, using wires as part of the design. Break the traditional lighting design in the "Light source center" and "Hidden wire" principle. By adjusting the length and distance of the string, it acts like a machine gun, locking the direction of the light, working with multiple lights, and focusing on each focus; it can also be manually adjusted to meet the different needs of light focus.



+ (86) 186-8880-7020




AIM

+ (86) 186-8880-7020



AIM



+(86) 186-8880-7020

PINECONE
2245

MATERIAL
COLORS

CARBON STEEL+PLASTIC +PC
WHITE



The light slowly lights up each window, is a story each ray of light graceful, is belongs to the night ceremony feeling.




+ (86) 186-8880-7020





+ (86) 186-8880-7020





+ (86) 186-8880-7020



TATOU
2243

MATERIAL PC+CARBON STEE
COLORS WHOLE MATT WHITE/ VIOLET SHADE+MATT BLACK BODY



SM2243T1
Φ278 x H450



SM2243T2
Φ400 x H640



SM2243F1
Φ278 x H1300



SM2243F2
Φ400 x H1660



SM2243S1
Φ278 x H2000




SSM2243S1
Φ400 x H2000



The idea is like Japanese armour: a series of metal buckles, artfully connected by magnetic tape, with strong sentimental value. Then there is a simplified process of overlapping, piercing, and riveting the vertical strips together. We transform design into a mass production process by transitioning to injection molding. The overlap of these bands is crystallized in three-dimensional leather, a variable cross-section of the mold and geometric patterns.




+ (86) 186-8880-7020





+ (86) 186-8880-7020

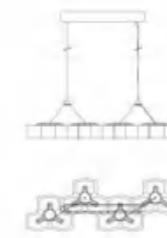


HONEYCOMB 2242

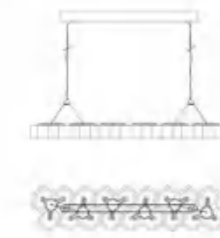
MATERIAL ABS+ ALUMINIUM ALLOY L:910 W:325
COLORS WHITE



SM2242S9-L600
L600 x W435 x H230



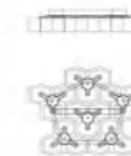
SM2242S12-L910
L910 x W325 x H230



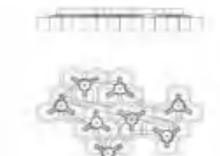
SM2242S18-L1170
L1170 x W275 x H230



SM2242C9-L490
L490 x W420 x H130




SM2242C18-L700
L700 x W525 x H130




SM2242C24-L980
L980 x W625 x H130

HONEYCOMB



+(86) 186-8880-7020



Like the cells of a beehive, the hexagonal modules of Honeycomb are joined freely into a suspension lamp with a captivating organic symmetry. The hexagons, connected by clips, give life to a self-supporting structure capable of housing energy-saving LED and halogen light sources for direct and indirect light.



 [+\(86\) 186-8880-7020](tel:+8618688807020)





+ (86) 186-8880-7020



LOGIGO
2236

MATERIAL
COLORS

GLASS/ CARBON STEEL
WHITE



+ (86) 186-8880-7020



The processing process of the glass lampshade made of polished silk can be seen whether the lamp is turned on or off. The unique combination of glass processing methods provides a blade cutting of the lower edge of the lampshade and the diamond edge of the polished filament surface, a complex and modular design, creating a large and light form of mixing.



 +(86) 186-8880-7020





+ (86) 186-8880-7020

This logic comes from the idea of a light-diffusion starting system, which organizes complex blown glass lampshades and uses them in different forms. Its modular and organic shape adds many creative elements.



SM2236T1
Φ165 × H345



SM2236T2
Φ213 × H440



SM2236T3
Φ286 × H645



SM2236F2
Φ286 × H1490



SM2236F3
Φ355 × H1735



SM2236S1-1
Φ180 × H170 (MAX H2000)



SM2236S2-1
Φ280 × H230 (MAX H2000)



SM2236S3-1
Φ400 × H310 (MAX H2000)



SM2236S1-R6
Φ800 × H190 (MAX H2000)



SM2236S1-R8
Φ585 × H190 (MAX H2000)



SM2236S2-R6
Φ800 × H240 MAX 2000



SM2236S2-R8
Φ1000 × H240 (MAX H20000)



SM2236C1-R8
Φ1200 × H2000



SM2236C2-R3
Φ625 × H 265



SM2236C2-R6
Φ800 × H 265



SM2236C2-R8
Φ1000 × H MAX2000



CHOU CHIN 2230

MATERIAL
COLORS

GLASS/CARBON STEEL/ALUMINIUM
IVORY/ORANGE/GREEN

+ (86) 186-8880-7020



SM2230S1
Φ220 x H2000



SM2230S2
Φ300 x H2000




SM2230S3
Φ400 x H2000



+(86) 186-8880-7020





+ (86) 186-8880-7020



CHOU CHIN



+ (86) 186-8880-7020

BUDS
2229

MATERIAL
COLORS

ALUMINIUM ALLOY/ GLASS
GOLD OXIDE+SMOKEY GREY/GOLD OXIDE+CLEAR GLASS/SUMMER BLACK+SMOKEY GREY



SM2229T
Φ227 × H390



SM2229S
Φ230 × H360 (2000)

BUDS

The Buds table lamp is a chic light that is made from a blown glass lampshade and a transparent, cylindrical base. The table lamp gets its name from nature, encapsulating all the beauty and grace that is seen in the natural world. The lampshade diffuses the light to create a soft glow, and the light also points upwards, acting as a lovely ambient lamp that is decorative and useful.



+ (86) 186-8880-7020





PUBINO



+ (86) 186-8880-7020



PUBINO
2227

MATERIAL
COLORS

ALUMINIUM ALLOY
SHINNING BLACK/ SHINNING WHITE/RED



SM2227F
Φ550 × H1830



SM2227S
Φ180 × H2000

PUBINO



+ (86) 186-8880-7020





EVIE 2223

MATERIAL
COLORS

CARBON STEEL GLASS
DARK GREY

+ (86) 186-8880-7020



SM2223T1
Φ200 x H265



SM2223T2
Φ240 x H390



SM2223T3
Φ340 x H270



SM2223S1
Φ200 x H2000



SM2223S2
Φ240 x H2000



SM2223S3
Φ340 x H2000

EVIE

Its appearance is taken from the round lantern, has the moral of perfect, the overall shape is not regular, is a kind of lying on the lower disc of the feeling. While conveying a sense of laziness, it is also simple and rich in modern design style, placed in the home and modern furniture good combination at the same time the light is not too strong, can play a good role in adjusting the atmosphere of the decoration.




+ (86) 186-8880-7020





+ (86) 186-8880-7020



EVIE



MUFFINS 2221

MATERIAL
COLORS

MARBLE+CARBON STEEL +GLASS
JAZZ WHITE+AMBER/SMOKEY GREY/CLEAR GLASS
BLACK AND WHITE ROOT+AMBER/SMOKEY GREY/CLEAR GLASS

+ (86) 186-8880-7020



SM2221T1-A
Φ 370 x H345



SM2221T2-A
Φ 530 x H505



SM2221T3-A
Φ 435 x H1020



+ (86) 186-8880-7020

The table lamp features a marble base and rolling glass shade that together breathe new life into any space.





+ (86) 186-8880-7020



+ (86) 186-8880-7020



REEDER
2211

MATERIAL
COLORS

FABRIC / CARBON STEEL
GOLD DRAWING



SM2211T
Φ 350 x H665




SM2211F
Φ 520 x H1725



The combination of light and thin cloth art makes the
light diffuse in the air, dazzling brilliance under the
refraction of light, comfortable transmission of light, and
soft light,



+ (86) 186-8880-7020





+ (86) 186-8880-7020



SCOPAS
2210

MATERIAL
COLORS

ALUMINIUM ALLOY/PC
ROSE GOLD /EARL GOLD/BLACK



SM2210S
Ø500 x H2000



 +(86) 186-8880-7020

Created through the repetition of an elementary module, this suspension lamp consists of a sphere with an incomplete structure. Ever changing in its appearance, depending on the point it is viewed from, it radically breaks the mould of the pure and sometimes monotonous forms that normally characterise this kind of lamp. Like the Black Star of the Empire in Star Wars, immobile in space, its apparent incompleteness is contrasted with its technical efficiency.





CROWN MAJOR CHANDELIE 2209

MATERIAL ZINC ALLOY+CARBON STEEL+GLASS
COLORS WHITE/DARK GREY/CHROME/SATIN NICKEL/EARL GOLD

+ (86) 186-8880-7020



SM2209S1-R6
Φ790 × H2000



SM2209S1
Φ790 × H2000



SM2209S2
Φ1200 × H2500



The Crown is a modern reinterpretation of the traditional candle chandeliers. You can selected matt white, matt black, painted gold or polished aluminium.




+ (86) 186-8880-7020






Crown Major suspension light comes with a transparent cable, 2 metres long, but a red cable can be available on request.



+ (86) 186-8880-7020



WIND
2158

MATERIAL
COLORS

ALUMINIUM+ PMMA+FIBER /PMMA
ORANGE/WHITE/BLACK/GREEN



SM2158T2
Φ380 × H675



SM2158F1
Φ600 × H1730



SM2158F2
Φ600 × H1900



SM2158S1
Φ600 × H310(MAX H2000)



SM2158S2
Φ600 × H480(MAX H2000)



+ (86) 186-8880-7020




WIND

Using a novel rattan twist, this chandelier combines technology and tradition, making it the perfect combination of classic, traditional or modern. The Wind series comes in a variety of finishes: white, black, green and orange.



پارک

+ (86) 186-8880-7020



GIANT 2155

MATERIAL
COLORS

ALUMINIUM+CARBON TEEL
WHITE/BLACK/RED

+ (86) 186-8880-7020

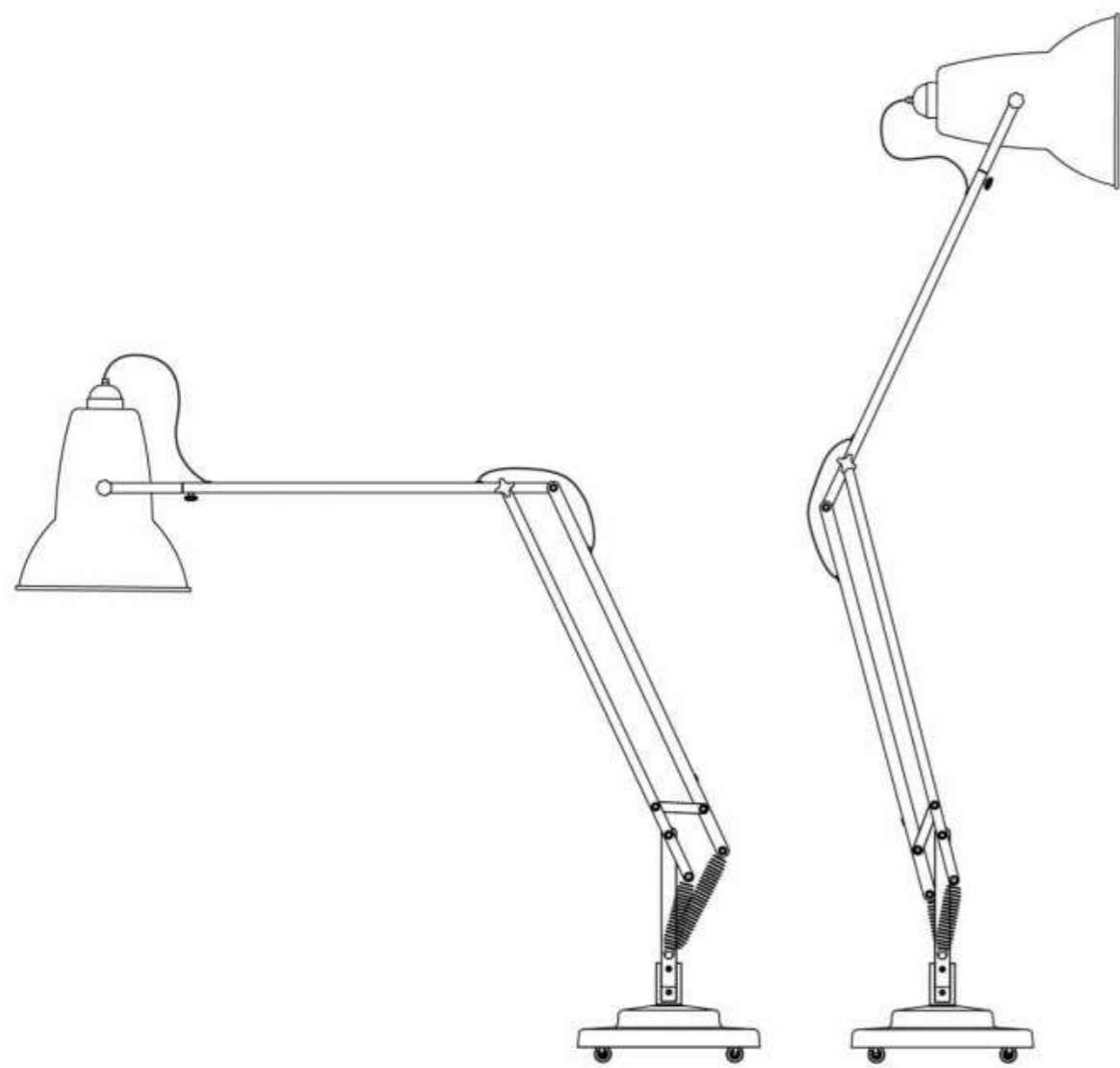


SM2155T
L405 x W150 x H750



SM2155F
L1150 x W440 x H2070

GIANT



+ (86) 189-8880-7020





+ (86) 186-8880-7020





ARNE JACODSEN
2152

MATERIAL
COLORS

CARBON STEEL+ALUMINIUM ALLOY
MATT BLACK/MATT WHITE/CREAM GREY/LIGHT BLUE

+ (86) 186-8880-7020



SM2152T
Φ330 x H550



SM2152F
Φ330 x H1330



+ (86) 186-8880-7020



The fixture emits downward directed light. The angle of the shade can be adjusted to optimize light distribution. The shade is painted white on the inside to ensure a soft comfortable light.



IP

+ (86) 186-8880-7020



+ (86) 186-8880-7020



TORNADOES
2124

MATERIAL
COLORS

PC+CARBON STEEL
WHITE




SM2124S1
Φ860 x H700 (MAX H2800)



SM2124S2
Φ1080 x H1160 (MAX H2800)



+ (86) 186-8880-7020





+ (86) 186-8880-7020

I.CONO
2112

MATERIAL
COLORS

ABS+ZINC ALLOY
WHITE/BLACK/ORANGE



SM2112T
L235 x W215 x H620



SM2112FA
L300 x W395 x H1350



+ (86) 186-8880-7020



MOON



+ (86) 186-8880-7020



MOON
2111

MATERIAL
COLORS

CARBON STEEL
WHITE/ORANGE/BRUSH GOLD(PLATING)



SM2111S1
Φ:345 x H1900



SM2111S2
Φ:425 x H2000

MOON

The iconic pendant is characterized by its fan-like design with ten ring-shaped aluminum lamellae perfectly positioned to provide a soft, ambient, and glare-free light. The blades reflect and filter the light and the pendant changes its appearance depending on the angle at which you view it.



+ (86) 186-8880-7020



+ (86) 186-8880-7020



LUMEN 2105

MATERIAL
COLORS

ALUMINIUM/ZINC ALLOY
CHROME



SM2105T
Φ750 x H690



SM2105F
Φ750 x H1600



READER
1119

MATERIAL
COLORS

FIBERGLASS
WHITE

+ (86) 186-8880-7020



1119F
L640 x W700 x H720



DESIGN



IP
+ (86) 186-8880-7020

BEDSIDE GUN
999

MATERIAL CARBON STEEL+ABS+PVC
COLORS SUMMER BLACK/GOLDLEAF



999TI
Φ 240 x H 430



+ (86) 186-8880-7020





+ (86) 186-8880-7020 ASSAI
966

MATERIAL
COLORS

CARBON STEEL
DARK GREY/BROWN/CHAMPAGNE GOLD

ASSAI



+ (86) 186-8880-7020



+ (86) 186-8880-7020



SM966S1
Φ510 × H615 (MAX H2800)



SM966S2
Φ760 × H870 (MAX H2800)



SM966S3
Φ750 × H810 (MAX H2800)



MARTINE LLI LUCE



+ (86) 186-8880-7020

MARTINELLI LUCE
965

MATERIAL PC
COLORS BLACK/WHITE/ORANG




965T
Ø420 x H390

MARTINELLI LUCE



+ (86) 186-8880-7020



 +(86) 186-8880-7020





+ (86) 186-8880-7020

PIRCE
962

MATERIAL
COLORS

ALUMINIUM
WHITE



962S
L970 x W940 x H280(MAX H2000)



962MINI
L690 x W670 x H280(MAX H2000)

PIRCE




+ (86) 186-8880-7020



A modern lighting fixture consisting of three glowing, overlapping rings suspended by thin wires. The rings are arranged in a vertical, slightly offset pattern, creating a dynamic, three-dimensional effect. The background is a plain, light-colored wall.

پن

 +(86) 186-8880-7020



+ (86) 186-8880-7020



The dark night, glittering with clusters of yellow light, like flower buds in a dream in full bloom. At night, the Lights Point, like the stars in the sky.



+ (86) 186-8880-7020

DISCOCO
961

MATERIAL
COLORS

ABS CARBON STEEL ABS
RED/BLUE



96151
Ø530 x MAX H2000




+ (86) 186-8880-7020



The warm light spreading from Discoco creates direct downward illumination, and a dramatic play of light and shadows. Carefully designed to maximise light reflection on both sides of the disks that form the lamp, Discoco creates a stunning variation of light nuance and depth.

+ (86) 186-8880-1100





ARA
939
+(86) 186-8880-7020

MATERIAL
COLORS

CARBON STEEL
CHROME/LIGHT BLUE/SILK GREY/BEIGE RED




939T-LED
Ø 350 x H570

ARA



+ (86) 186-8880-7020



HOPE

+ (86) 186-8880-7020

HOPE
925

MATERIAL
COLORS

CARBON STEEL / PC
BLACK BODY



EP

+ (86) 186-8880-7020

HOPE



+ (86) 186-8830-7020





Hope/ Table lamp made of thin polycarbonate lenses as diffuser. Supported by clear acrylic pole and chrome carbon steel holder. The lens diffuser created using imprinted microprisms on polycarbonate film to achieve a dioptric effect



+ (86) 186-8880-7020





+ (86) 186-8880-7020



SM925S1
Φ:500 × MAXH:2000



SM925S2
Φ:600 × MAXH:2000



SM925S3
Φ:800 × MAXH:2000



SM925S4
Φ:1000 × MAXH:2000



SM925W
L600 × W580 × H460



SM925C
Φ:700 × H470



SM925S5-3
Φ:1800 × MAXH:4500



SM925T
Φ:520 × H820



SM925F2
Φ:700 × H1680



SM925F3
Φ:800 × H2000



+ (86) 186-8880-7020



ZOEY
913

MATERIAL
COLORS

GLASS/CARBON STEEL
WHIT



913T1
Φ 200 × H325



913T2
Φ 380 × H510



913F2
Φ 380 × H1720



ZOEY





NEBULA
909

MATERIAL
COLORS

GLASS/CARBON STEEL
WHITE



90951
Ø 500 x H.800



NEBULA

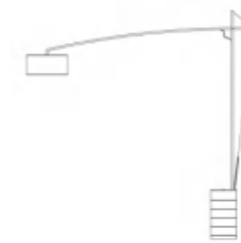
Suspension lamp made of 10pcs different glass shades/PVC shades .Supported by die-cast carbon steel body in chrome.microprisms bon polycarbonate filmto achieve a dioptric effect



PEARL
907

MATERIAL
COLORS

FABRIC/CARBON STEEL
BRUSHED COPPER+MATT BLACK+BEIGE/SATIN NICKEL+MATT BLACK+BEIGE



SM907F
L2400 x W500(SHADE) x H2200



PEARL





TARAXACUM 903

MATERIAL
COLORS

STAINLESS STEEL
BRUSHED COPPER+CHROME BODY



SM903S
Ø 800 x H800



Bandon too much cumbersome and luxurious,It combines the graceful shape of classicism and neo-classical decoration with a tall and straight posture.Balance the space and enhance the tension of the living room.



JJ GREAT
902

MATERIAL ALUMINIUM/CARBON STEEL
COLORS BLACK/WHITE

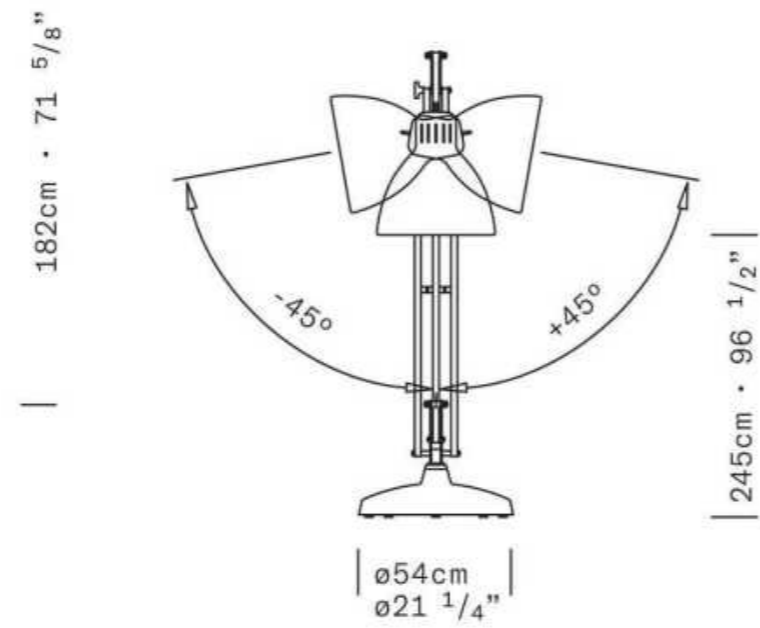
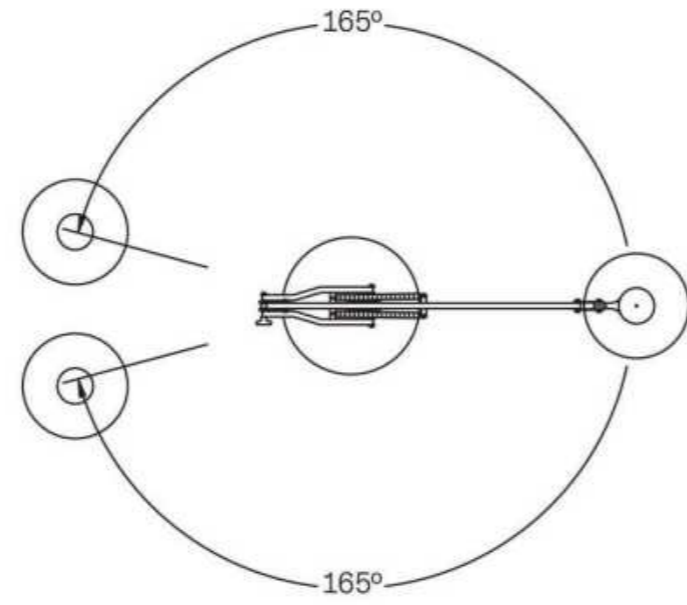
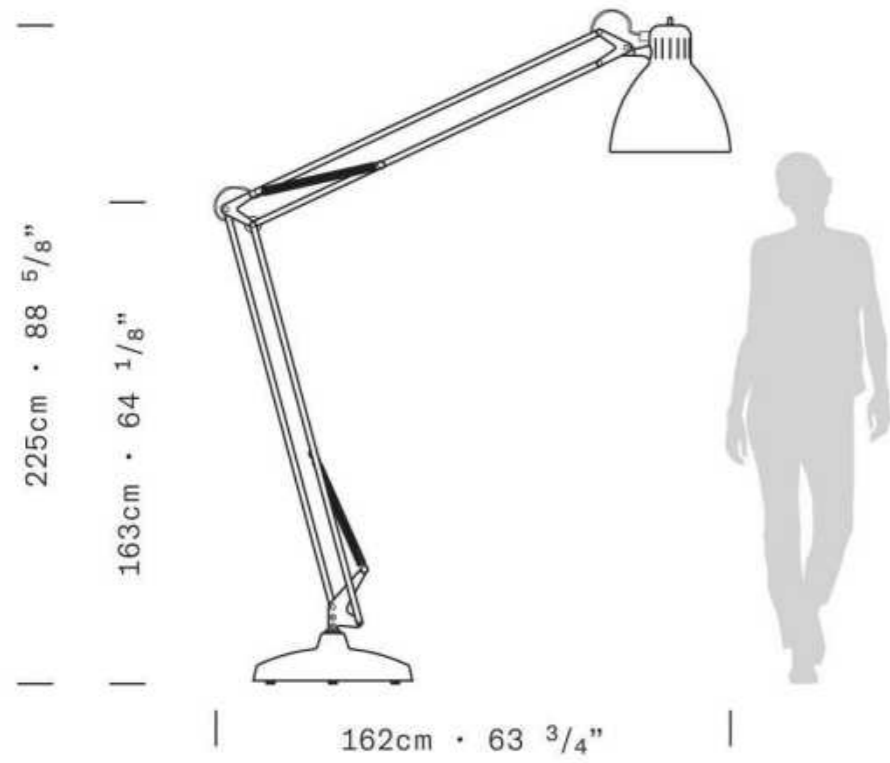


SM902F1
L2035 x W600 x H1800



SM902F2
L1780 x H2330







KTRIBE 795

MATERIAL
COLORS

ALUMINIUM/ GLASS
BRUSHED COPPER+CLEAR GLASS/BRUSHED COPPER+CLEAR GLASS



SM795T
Ø 395 x H690



SM795F
Ø 395 x H1620

KTRIBE

Injection-molded PC (polycarbonate) opal inner diffuser. Outer diffuser in transparent or fumée PMMA (polymethylmethacrylate).



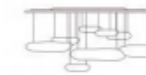


MERCURY 788

MATERIAL ALUMINIUM/ GLASS
COLORS SILVER GREY CHASSIS/CHROME



SM788C1
Φ 800 x H550



SM788C2
Φ 1100 x H550



SM788S GROUP
L2800 x W1100 x H:2000



SM788S2
Φ 1100 x H550(MAXH2000)



During the day the piece acts as a sculptural object reflecting the dynamics of natural light and the movement of people around them. Die-cast aluminium lighting units; reflective units made of injection-moulded thermoplastic material with metallic finish; die-cast aluminium reflector.





A ceiling fixture that places a floating assembly of large pebbles below a simple modern aluminium disc. These in turn reflect each other bouncing light between their taught bio - morphic surfaces and reflecting the environment around them.



MEIAMPO
777

MATERIAL
COLORS

PC / CARBON STEEL
BEIGE / RED



The street at night is another look, the moon rose, Bright Lights, lights on, breeze slowly. A string of bright lights like a flash of the Yangtze River, endless.







SM777W1
 Ø 235 x H146



SM777W2
 Ø 235 x H315



SM777T
 Ø 357 x H560



SM777S1
 Ø 358 x H225



SM777S2
 Ø 550 x H370



SM777F1
 Ø 357 x H1400



SM777F2
 Ø 550 x H1780



GLASS JARS 771

MATERIAL
COLORS

CARBON STEEL GLASS
CLEAR GLAS



SM771S-3
L320 x W320 x H1100




SM771S-5
L890 x W190 x H:480(MAX1100)



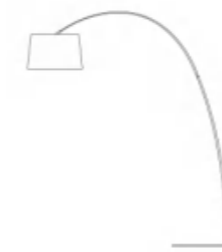
SM771S-8
L43.5 x W43.5 x H1200





TWIGGY FLOOR LAMP 733

MATERIAL ALUMINIUM/ FIBER TUBE / CARBON STEEL/ ACRYLIC
COLORS WHITE/ BLACK/ ORANGE



SM733F
L1700 x W600 (MINH1750-MAXH2200)

TWIGGY FLOOR LAMP





PARISH 730

MATERIAL
COLORS

CARBON STEEL+GLASS
EARL GOLD+CLEAR GLASS /CHROME+SMOKEY GREY



SM73052
Φ:600 H:600



SM73053
Φ:700 H:700



The design of the chandelier is inspired by the shape and structure of flowers, and the lampshade is composed of multiple petals. It imitates the interaction between the petals and the whole flower, which is a typical bionic design.



AMIE 716

MATERIAL
COLORS

PC
WHITE/ YELLOW/DARK GREY



716W
L620 x W270 x H350

AAMATE





YELANG
706

MATERIAL
COLORS

CRYSTAL/CARBON STEEL
CLEAR GLASS+SUMMER GOLD



SM705T
Ø 200 x H85 (MAX H2000)





GILL
705

MATERIAL
COLORS

CARBON STEEL+GLASS
CHROMECHROME+CLEAR/CHROME+EARL GOLD+CLEAR GLASS



SM705T
Ø 400 x H480

GILL

The three glass bottles that are scattered and unique are cleverly decorated, with different shapes and unique charm, full of artistic and creative sense.





BLOW
703

MATERIAL
COLORS

CARBON STEEL+GLASS
EARL GOLD+CHROME

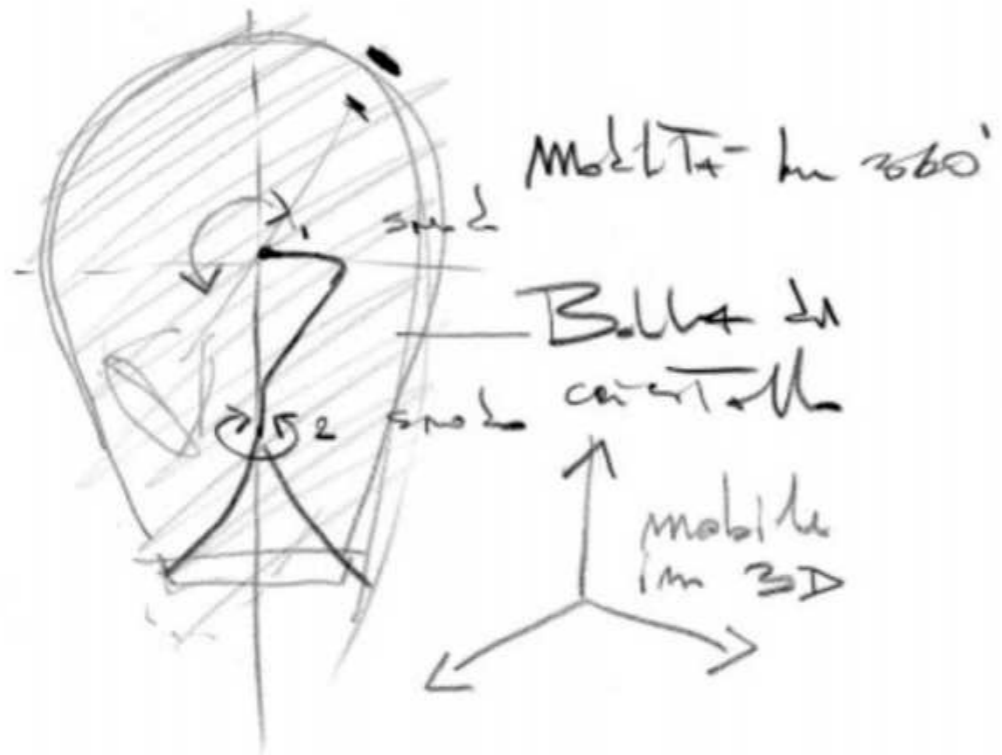
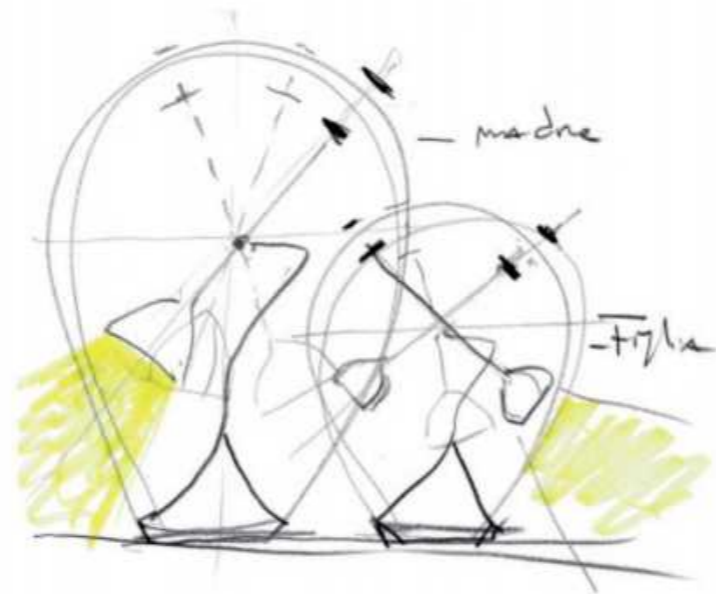
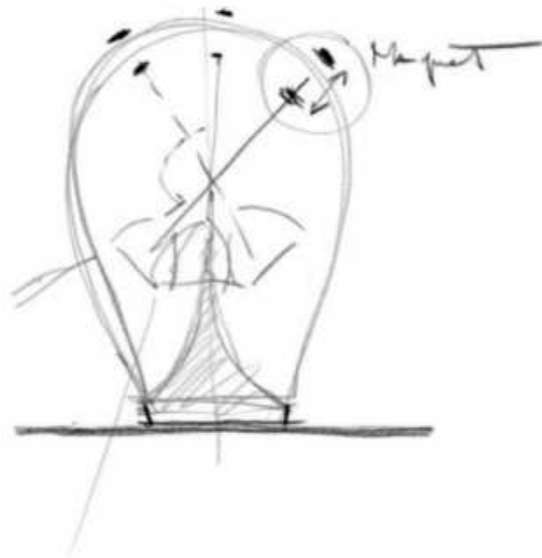


SM703T1
Ø 170 x H260



SM703T2
Ø 240 x H410

Prodotto da Blow 05/12
Bene 1/14



As light as a breath, Blow is an ethereal and original table lamp. Made from blown glass, it contains a bright LED module that can be directed inside the diffuser to create ever-different beams of light. Perfect for reading or furnishing personal and intimate spaces. creative sense.



SNOOPY
691

MATERIAL
COLORS

MARBLE/CARBON STEEL
WHITE SHADE /BLACK SHADE



SM691T
Ø 400 x H370

SNOOPY





TOLOMEO DECENTRATA
688

MATERIAL
COLORS

ALUMINIUM CARBON STEEL FABRIC
WHITE SHADE



Cantilevered arms in polished aluminium; joints in polished aluminium; diffuser in matt aluminium or in parchment paper or silk satin fabric or stainless steel ring.

TOLOMEO DECENTRATA





SM688S1
 Ø 360(MIN H1200-MAX H1860)



SM688S2
 L1340(MIN H950 MAX H1360) Ø 240



SM688W
 Ø 240(MAX H1550)



SM688F2
 Ø 360(MAX H3310)



SM688W1
 Ø 240 x W374 x H355



SM688WS
 Ø 180 x W326 x H278



SM688T
 Ø 240(MAX H1375)



SM688J
 Ø 240(MAX H1670)



O-SPACE
667

MATERIAL PC
COLORS WHITE/ ORANGE



SM667S
L560 x W425 x H300



The complex is simplified, the modelling is unique and novel, the color coordination, the space three-dimensional feeling is strong, brings to the space the unique ingenuity ornament.



SARAH 666

MATERIAL GLASS
COLORS WHITE



SM666T1
Ø 360 x H 360



SM666T2
Ø 480 x H 480



Simple lines, ingenious combination of creation, unique simplicity charm; Different colors are cleverly matched with each other and have a different charm, which shows exquisite elegance, vitality, warmth and romance.





CABOCHE
665

MATERIAL
COLORS

ACRYLIC/GLASS/CARBON STEEL
TRANSPARENT/AMBER



CABOCHE



Like a bracelet of sparkling transparent pearls, the Caboche ceiling lamp embellishes any room with its extraordinary lighting effect, where each sphere reflects the image of the light source inside the central diffuser, creating games of light onto the ceiling.





SM665S1
 Ø 350 x H200



SM665S2
 Ø 500 x H200



SM665S3
 Ø 650 x H200



SM665S4
 Ø 800 x H200



SM665T1
 Ø 350 x H400



SM665T2
 Ø 500 x H450



SM665F2
 Ø 500 x H1520



SM665F3
 Ø 650 x H1750



SM665C1
 Ø 350 x H230



SM665C2
 Ø 500 x H230



SM665C3
 Ø 650 x H230



SM665W
 L340 x W200 x H200



GLOBE 661

MATERIAL ACRYLIC
COLORS CHROME+CLEAR+EARL GOLD+CLEAR GLASS



SM661S
Ø 400 x H400(MAX H2000)



This decorative Globe - Warm Peach pendant features a crystal clear transparent acrylic outer sphere with five internal reflectors suspended by three steel chains.

This makes the pendant an ideal choice above a dining room table, in a hallway or long corridor, or as a sculptural element in a corner.



CHI
632

MATERIAL
COLORS

GLASS/CARBON STEEL
EARL GOLD+GOLD/CHROME/CLEAR GLASS



It reflects the soft expansion of the waves from the inside to the outside. The outside mirror image makes the subject dematerialized.



SM632F2
Φ 350 x H1350



SM2632F3
Φ 450 x H1700



SM632T1
Φ 250 x H300



SM632T2
Φ 350 x H420



SM632T3
Φ 450 x H500



SM632S1
Φ 250 x H130



SM632S2
Φ 350 x H180



SM632S3
Φ 450 x H220

CHI



TIZIO
415

MATERIAL
COLORS

CARBON STEEL ALUMINIUM PC
WHITE/ SILVER /BLACK



SM415T
(MAX) L900 x W98 x (MAX) H995


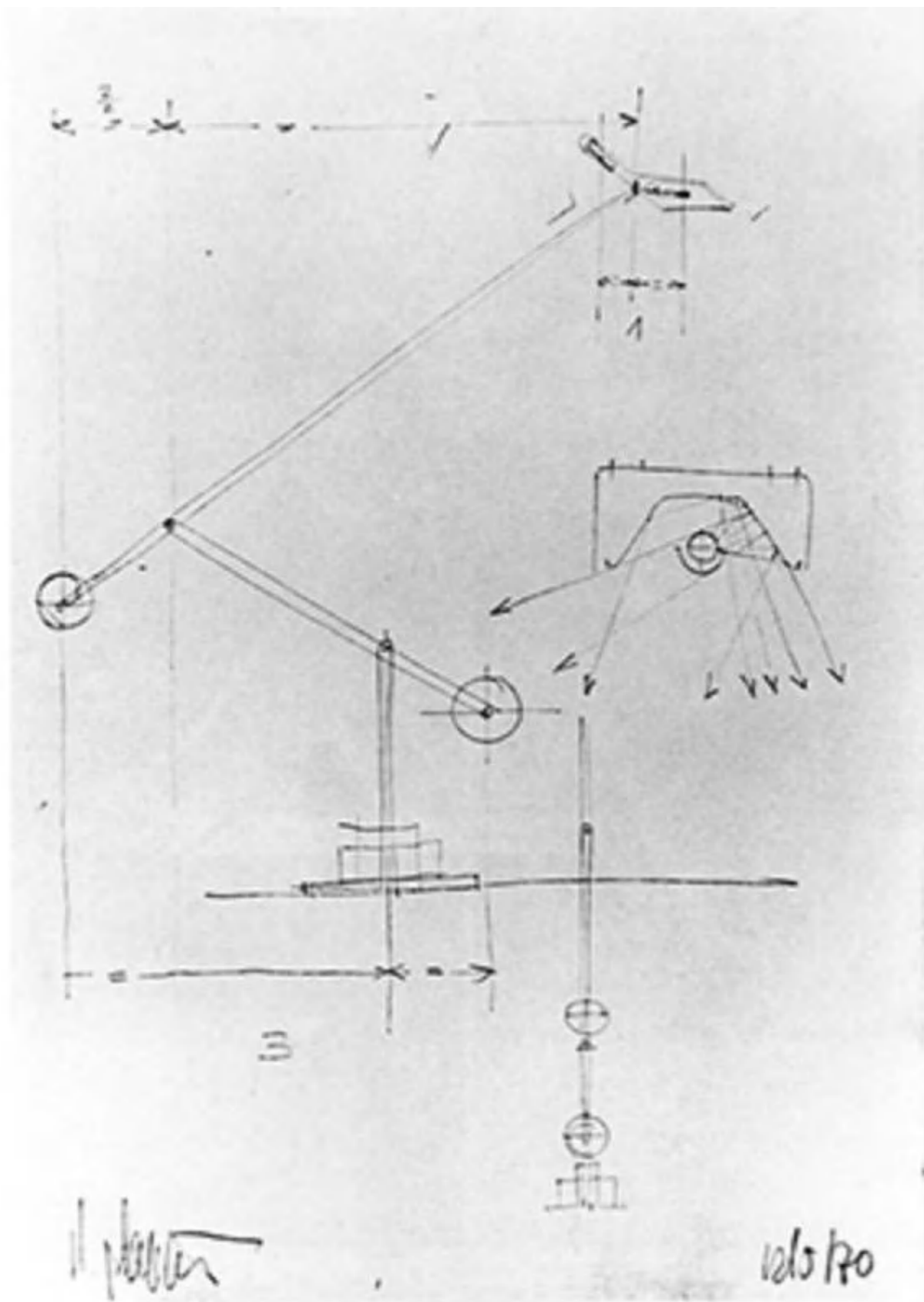
TIZIO



Table lamp made of aluminium alloy and polyurethane. Simple, elegant and charming!









DIABOLO
407

MATERIAL ALUMINIUM
COLORS BLACK/ RED/ WHITE



SM407S
Ø 400 x (MIN)H1000

DIAABOLO







GLA-BALL
406

MATERIAL GLASSTEEL
COLORS WHITE



GLA-BALL







SM406S1
Φ140 × H300



SM406S2
Φ250 × H600



SM406S3
Φ350 × H710



SM406S4
Φ420 × H800



SM406T1
Φ140 × H310



SM406T2
Φ250 × H550



SM406T3
Φ350 × H660



SM406T4
Φ420 × H735



SM406T2-1
Φ250 × H250



SM406T3-1
Φ350 × H350




SM406T4-1
Φ420 × H420



SM406F3
Φ350 × H1800



SM406F4
Φ420 × H1880



NICONOS 343

MATERIAL GLASS CARBON STEEL
COLORS CLEAR GLASS



SM343S1
Φ300 × H480



SM343S2
Φ300 × (MAXH1550)(MINH1050)



SM343W
L250 × W325(SHADE) × H400



SM343T
Φ250 × H600




SM343F
Φ300 × H1780



The low-key design and simple appearance radiate clean and bright luster in any environment. Transparent hand blown glass lampshade is perfectly spherical, matching with steel lamppost and base, which makes it fascinating.





Suspension lamp made of transparent glass shade. Low profile design, and simple appearance, in any environment with clear glass diffuser. Diffused light emission.



FRISBI
340

MATERIAL
COLORS

CARBON STEEL+PC
CHROME+EARL GOLD



SM340S
Ø 600 x H780



FRISBI

The Frisbi has three fine steel cables which allows the pendant to be suspended from any ceiling via its injection-moulded ABS ceiling fitting. With a truly modern feel, this ageless pendant light was designed by Achille Castiglioni in 1978 and has remained current in style and still to this day compliments contemporary interiors.



TACCIA 329

MATERIAL
COLORS

CARBON STEEL+ALUMINIUM ALLOY+GLASS
SILVER/BLACK/RED



SM328T
Ø 375 x (MAXH520 MINH410)



SM329T
Ø 500 x (MAXH665 MINH525)





Table lamp with glass shade and aluminium base. Light is from a concave and rotary aluminum reflectors which with smooth and tidy. Light and shadow mutual complement and be full of fascinating.



FROSTED BULBS 325

MATERIAL CARBON STEEL
COLORS EARL GOLD+STAIN NICKLE



SM325S1
Ø 850 x H660



SM325S2
Ø 1000 x H880



The lamp heads are distributed in an orderly manner, which is in line with the aesthetic visual impact effect. After multiple processes of electroplating and drawing, the whole lamp body is smooth and bright, with a strong sense of metal. It is more modern and fashionable, and the whole is more beautiful.





FROSTED
BULBS



RHEA 320

MATERIAL
COLORS

ALUMINIUM CARBON STEEL
GREY / WHITE



SM320S
Ø485 x H305



The trumpet-shaped top shade on the fixture provides illumination of the area above the three shades, which primarily direct the light downwards. A base reflector and a blue glare ring protect against glare from all angles. The strongest light is directly under the fixture. The shades have a matt white painted finish to ensure very comfortable lighting.





PH 2/1
318

MATERIAL CARBON STEEL+GLASS
COLORS CHROME/SUMMER BLACK/CHROME/BRUSHED COPPER



SM318T1
Ø 285 x H455



SM318T2
Ø 445 x H650



SM318F2
Ø 445 x H1530





The fixture is designed based on the principle of a reflective three-shade system, which directs the majority of the light downwards. The shades are made of opal three-layer glass, which is glossy on top and sandblasted matte on the underside, giving a soft and uniform light distribution.





ARTICHOKE 313

MATERIAL
COLORS

ALUMINIUM CARBON STEE
WHITE/ PINK



SM313SX
Ø 480 x H520



SM313S1
Ø 600 x H670




SM313S2
Ø 720 x H760





ARTICHOKE
314

MATERIAL ALUMINIUM CARBON STEE
COLORS WHITE/ PINK



SM314S2
Φ 1000 x H670





SPUN
306

MATERIAL CARBON STEEL ALUMINIUM
COLORS BLACK/WHITE



SM306T
Ø 390 x H575



SM306F
Ø 500 x H1765

Table lamp with base in white or black metal.
Simple, elegant and graceful,
as a real gentleman, powerful and stable.





ROSY ANGELIS
273

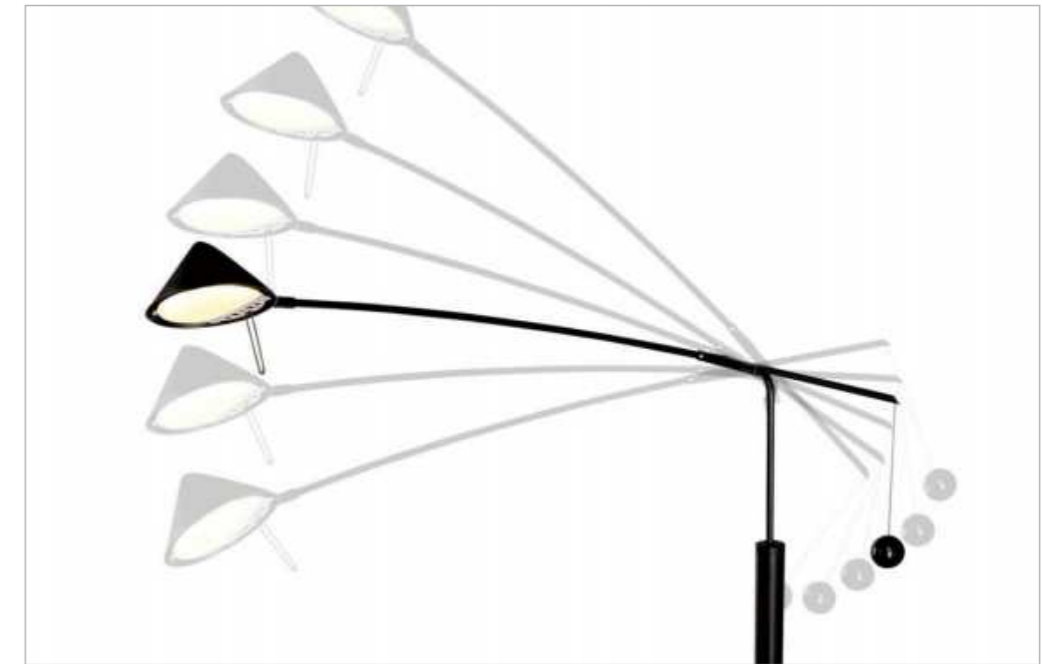
MATERIAL FABRIC CARBON STEEL
COLORS WHITE



SM273F
Ø 600 x H1780



Rosy Angelis is a successful combination of a functional lighting solution and an elegant lighting object. The filament pinching design of floor lamps is inconspicuously complemented by lampshades made of ultra-light special fabrics. This evokes a veiled or shrouded object in Lenovo, which gives the impression of preserving an interesting secret.



TOLOMEO MICRO 270

MATERIAL CARBON STEEL
COLORS BLACK



SM270T
L870 x W245(SHADE) x (MAXH1130-MINH540)



SM270F
L1060 x W245(SHADE) x (MAXH2085-MINH1030)



Inspired by traditional balanced arm lamps like the famous Naska Loris, his challenge was to combine an iconic and “domestic” form with innovative technologies and materials, adapting it to a wide variety of uses and settings.





ROMEO MOON 268

MATERIAL GLASS CARBON STEEL
COLORS CLEAR GLASS



SM268T1
Ø 500 x H730



SM268T2
Ø 500 x H730



SM268F1
Ø 500 x H1600



SM268S2
Ø 500 x H230



The lamp with base in chrome metal and engraving glass or fabric shade .

Exquisite production process, with a mind-boggling soul.

Deep touching of very personal style, full life of taste.





ROMEO SOFT 267

MATERIAL
COLORS

GLASS CARBON STEEL
CLEAR GLASS



SM267T1
Ø 335 x H650



SM267T2
Ø 335 x H650



SM276S1
Ø 335 x H215



ROMEO
SOFT TABLE





STYLOS EUR
252

MATERIAL ACRYLIC CARBON STEEL
COLORS WHITE



SM252F2
Ø 350 x H2040

STYLOS EUR





GLA-BALL
233

MATERIAL WHITE
COLORS GLASS + CARBON STEEL



SM233S
Ø 330 x H260



SM233T1
Ø 330 x H292



Suspension lamp providing diffused light. Diffuser consisting of an externally acid-etched, hand blown, flashed opaline glass. Gloss white painted pressed steel diffuser support. 30% fiberglass reinforced injection-molded polyamide rose; pressed and galvanized ceiling fitting.



Thank You

We appreciate your time and attention. If you have any questions or need further information, please feel free to reach out.

 **CHINA OFFICE**

Room 19, 2nd Floor DeYi Commercial Building Construction Road No. 4th, Lecong Town Shunde Foshan, Guangdong, Postal code: 528 315

佛山市顺德区乐从镇建设路四号德怡商业大厦北门二楼19-3铺 528315

 + (86) 186-8880-7020  goldy@imexao.com



@imexao