

Lights-LED Catalogue 2024

SAMPLE 21

BUILD YOUR DREAMS WITH RELIABLE SOURCING FROM CHINA

 www.imexao.com

for
 19+ YEARS



+ (86) 186-8880-7020

HAIKU
1341

MATERIAL ALUMINUM ALLOY / GLASS
COLOR BRUSHED NICKEL / SOOT



+ (86) 186-8880-7020

Haiku is a series of lamp with frame, base and details in semi-matte brushed nickel. Lampshade in tempered blown glass steel gray with shades of smooth transparent steel gray, shaded steel gray, gray jacketed steel gray and white jacketed with smooth steel gray bands. Lamp with led light source. Dimming is possible.



+ (86) 186-8880-7020



IP

+86 186-8880-7020



+ (86) 186-8880-7020



1341S1
Φ300×365(Max H2000)



1341S2
Φ300×600(Max H2000)



1341S3
Φ300×945(Max H2000)




1341T1
Φ300×410



1341T2
Φ300×650




1341F
Φ400×1280



+ (86) 186-8880-7020

CHAINDELIER
1339

MATERIAL COPPER GLASS
COLOR COPPER / TRANSPARENT



+ (86) 186-8880-7020

Soft is a light element for the chandelier model, which releases an intense but soft light, with a unique and unique charm, to create compositions in any environment. Chandelier is an open project in which it is possible to create an original and fascinating mix of lights, thanks to the special conductive chain and the luminous modules of scattered light and accent light.



+ (86) 186-8880-7020



1339S-1-860
L880×W43×H1800



1339SA-1-860
L900×W43×H1800



1339S-1-1230
L1250×W43×H1800



1339SA-1-1230
L1250×W43×H1800



1339S-2-860
L880×W43×H1775



1339SA-2-860
L900×W43×H1775



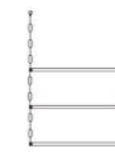
1339S-2-1230
L1250×W43×H1775



1339SA-2-1230
L1250×W43×H1775



1339S-3-860
L880×W43×H1750



1339S-3-860
L880×W43×H1750



1339S-3-1230
L1250×W43×H1750



1339SA-3-1230
L1250×W43×H1750




1339S-5-R860
Φ880×H2050



1339SA-5-R860
Φ920×H2050



1339S-5-R1230
Φ1230×H2050



+ (86) 186-8880-7020



+ (86) 186-8880-7020



BOYA
1338

MATERIAL GLASS/ALUMINUM ALLOY/ACRYLIC


COLOR ANCIENT SILVER+LIGHT GOLD+SMOKEY GREY+AMBER+CRAFT CLEAR GLASS



+ (86) 186-8880-7020



+ (86) 186-8880-7020



Boya

Boya is a decorative hanging fitting. It may function as a single piece, but multiplied creates a pleasing collection. It is an exquisite mix of traditional handicraft and cutting-edge technology. When placed in the interior, it becomes its centerpiece, bringing a new level of elegance. Its light is soft and atmospheric, perfect for cosy spaces such as chill and lounge rooms.

The hanging system was designed to give the architects the freedom to compose it in dynamic arrangements, and nonchalant wiring gives it a playful character.

The warmth of the diffused light sets a calming, inviting mood to any space where the lamp is located.



+ (86) 186-8886-7020




1330S-1
L680×W175×H175
(MAX H2000)



1330S-3
Max L2000×W1200×Max H2300



+ (86) 186-8880-7020



MAAT
1335

MATERIAL GLASS / ALUMINUM ALLOY / CARBON STEEL
COLOR CHROME / TITANIUM GREY + WHITE / SMOKEY GREY / AMBER



+ (86) 186-8880-7020





+ (86) 186-8880-7020



+ (86) 186-8880-7020



1335T1
Φ260×H380



1335T2
Φ210×H480



1335S1
Φ260×H350(Max H2000)



1335S2
Φ210×H443(Max H2000)



+ (86) 186-8880-7020



+ (86) 186-8880-7020

POLARIS
1328

MATERIAL ALUMINUM ALLOY/CARBON STEEL/JADE
COLOR COPPER WIRE DRAWING+FLUORESCENT COLOR



+ (86) 186-8880-7020





+ (86) 186-8880-7020



1328T
L150×W105×H332



1328W
L150×W103×H330



1328S1
Φ600×H330(MAX H2000)



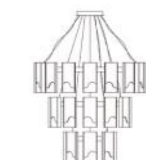
1328S2
Φ910×H330(MAX H2000)



1328S3
Φ1230×H330(MAX H2000)




1328S-2(1+2)
Φ910×H710(MAX H2000)



1328S-2(1+2+3)
Φ1230×H1090(MAX H3500)



+ (86) 186-8880-7020



+ (86) 186-8880-7020

MILKY WAY
1320

MATERIAL GLASS/ALUMINUM ALLOY/ACRYLIC
COLOR COPPER WIRE DRAWING+CLEAR GLASS+AMBER




+ (86) 186-8880-7020





+ (86) 186-8880-7020

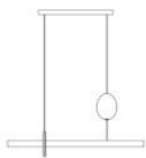


MILKY WAY

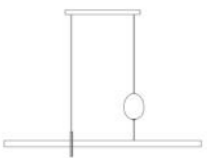
For the milky way collection, our research focuses on the balance between poetry and functionality. A dialogue between horizontal and vertical lines, linearity and fluidity.



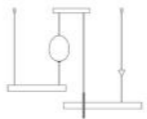
+ (86) 186-8880-7020



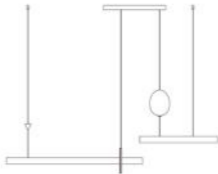
1320S-1220
L1225×W225×H570(MAX2000)



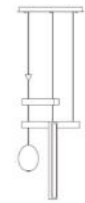
1320S-1760
L1765×W225×H570(MAX2000)



1320S-2(520+700)
L1200×W225×H2000





1320S-2(700+1220)
L1900×W225×H2000



1320S-R3
Φ610×H2000



1320F
L265×W225×H2000



MODOLUCE 2019

MATERIAL
COLORS

STAINLESS STEEL+CRAFT GLASS
BRUSHED COPPER

+ (86) 186-8880-7020



+ (86) 188-8880-7020

MODOLUCE



+ (86) 186-8880-7020



SMFS2019-3C-D1100
Φ1100 × H810



SMFS2019-2C-D980
Φ800 × H580



SMFS2019-D800
Φ800 × H350



SMFS2019-D500
Φ500 × H350



SMFS2019-L1200
L1200 × W156 × H230



SMFS2019-L1000
L1000 × W250 × H300



SMFW2019-H520
W150 × S140 × H520



SMFW2019-H530
L400 × W250 × H525

+ (86) 186-8880-7020

Visually abandon publicity, and create a relaxed space atmosphere through the clever application of lines and color blocks, conveying the life concept of "light luxury, new fashion".



Elegant and charming geometric lines, quiet and simple colors, let the public appreciate the unique charm of Art Nouveau. The glass beads of the whole lamp body are surrounded by concentric circles, and there is no need to worry about the weight of the lamp body due to special material processing. Elegant and charming geometric lines, quiet and simple colors, let the public appreciate the unique charm of Art Nouveau. The glass beads of the whole lamp body are surrounded by concentric circles, and there is no need to worry about the weight of the lamp body due to special material processing.

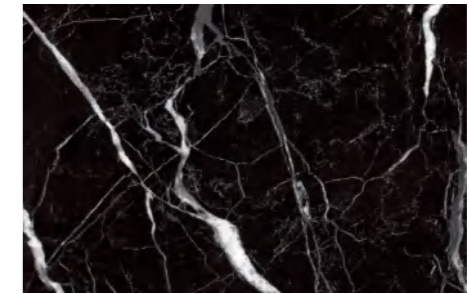


+ (86) 186-8880-7020

TROPICO



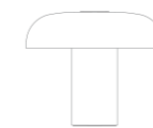
+ (86) 186-8880-7020



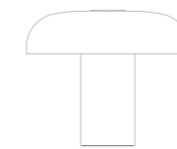
TROPICO 1386

MATERIAL
COLORS

ALUMINIUM ALLOY+MARBLE BASE+MILK ACID GLASS
CARRARA WHITE+BRUSHED COPPER+MILKY WHITE
EMERALD+BRUSHED COPPER+MILKY WHITE



SM1386T1
Φ360 x H320




SM1386T2
Φ480 x H400

TROPICO GRANDE



+ (86) 186-8880-7020



Passing between opaline, coloured and transparent layers, emphasised by the refined curves and the magic of blown glass, the light is free to create surprising and fascinating effects, patterns and moods. Tropico is a spherical cap of opaque opaline glass, flattened and fixed by a large mirrored metal.



NAMI 1384

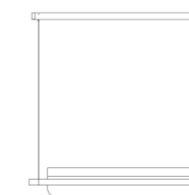
MATERIAL
COLORS

SPACE ALUMINUM/CARBON STEEL/GLASS
COPPER WIRE DRAWING/TITANIUM GRAY

+ (86) 186-8880-7020



SM1384S-1200
L1200 x W150 x H230(MAX H2000)



SM1384S-1500
L1500 x W150 x H230(MAX H2000)





Nami, which means “wave” in Japanese, creates a continuous, eye-catching refraction of light. The diffuser, with its signature elegant grooves, opens unexpectedly at the sides to amplify the reflections of light. The graphic outline of the structure creates a visual contrast with the glass surface in an innovative balance between solidity and lightness.



+ (86) 186-8880-7020



TAKKU



TAKKU 1380

MATERIAL
COLORS

MARBLE BASE+ALUMINIUM ALLOY
EMERALD/BLACK AND WHITE ROOT/JAZZ WHITE

+ (86) 186-8880-7020



SM1380T
Ø 290 x H300

Takku table lamp, it has a solid yet elegant essence, smooth lines and organic contours. The lamp is made of aluminum and marble to disperse the light source and create warm light.



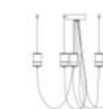


+ (86) 186-8880-7020



GRAVITY CHANDELIER 1329

MATERIAL CARBON STEEL+ALUMINIUM ALLOY+CRYSTAL
COLORS CHROME + CLEAR/EARL GOLD+CLEAR GLASS



SM13295-5
Φ1000 × H1200



SM13295-7
Φ1260 × H1200

The Gravity Chandelier by Paul Cockledge re-imagines the chandeliers of the past. Inspired by changing rigidity to elasticity. The Gravity Chandelier is the definition of a modern chandelier. At first glance, it doesn't reveal its flexibility and cleverness; It takes a second look to unravel its mystery. With its flexible arms, you define the chandelier's diameter and choose where the light travels, but the suspended elements create natural curves shaped by gravity. The Gravity Chandelier comes in two sizes, after the number of arms, Gravity Chandelier 5 and Gravity Chandelier 7.



+ (85) 186-8880-7020



THERNA
1324

MATERIAL
COLORS

CARBON STEEL+ALUMINIUM ALLOY+CRYSTA
TITANIUM GREY + CLEAR MATTE/COPPER BRUSHED + CLEAR FROSTED




+ (86) 186-8880-7020



+ (86) 186-8880-7020




SM1324W1
Φ60 × W130 × H665



SM1324W2
L170 × W130 × H665



SM1324S
L1280 × W870 × H2000



PROTONCONE
1322

MATERIAL CARBON STEEL+ALUMINIUM ALLOY+GLASS
COLORS BRUSHED COPPER/TITANIUM ASH + SOOT/
RAINBOW GOLD/COGNAC/CLEAR LIGHT

+ (86) 186-8880-7020



SM1322S
Φ525 x H700(MAX H2000)



شاه

☎️ + (90) 6-87029



CHAIN 1318

MATERIAL
COLORS

CARBON STEEL+ALUMINIUM ALLOY+GLASS
SUMMER GOLD/TITANIUM GRAY + CLEAR LIGHT/
BRUSHED COPPER+CLEAR GLASS

+ (86) 186-8880-7020



 + (86) 186-8880-7020

Careful planning will allow you to have an unlimited budget in exchange for more and better life enjoyment. You must know that not only those expensive, German home lamps can bring convenience and pleasure to our lives, and there are many cost-effective products. The surprises they bring to you are often beyond imagination.



+ (86) 186-8880-7020

This lamp can give people a simple, elegant but not frivolous feeling, and the overall color matching can be brought to a higher level, but it is not obtrusive.



+ (86) 186-8880-7020



SM1318S-R590A
Φ 590 × H270 (MAX H2000)



SM1318S-R770
Φ 770 × H270 (MAX H2000)



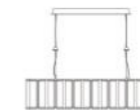
SM1318S-R950A
Φ 950 × H270 (MAX H2000)



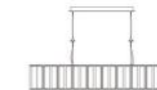
SM1318S-R1300
Φ 1300 × H360 (MAX H2000)




SM1318T
L230 × W51 × H420



SM1318S-L1020
L1020 × W250 × H270
(MAX H2000)



SM1318S-L1240/1380
L1240-1380 × W400-350 × H270
(MAX H2000)



SM1318S-L1970/L1360
L1360 × W240 × H200 (MAX H2000)
L1970 × W310 × H410 (MAX H2000)



+(86) 186-8880-7020



CHAINDELIER
1315

MATERIAL
COLORS

STAINLESS STEEL+CARBON STEEL+ALUMINIUM ALLOY
CHAMPAGNE GOLD



SM1315S-1
L865 x W50 x H1830



SM1315S-2
L865 x W50 x H1020 (MAX H1830)



SM1315S-3
L865 x W560 x H610 (MAX H1830)



SM1315SA-1
L900 x W50 x H1830




SM1315SA-2
L900 x W50 x H1000 (MAX H1830)



SM1315SA-3
L900 x W560 x H610 (MAX H1830)

+ (86) 186-8880-7020



+ (86) 186-8880-7020



GOLDEN DISC 1312

MATERIAL CARBON STEEL+ALUMINIUM ALLOY+HANDMADE GLASS+MICROFIBER SKIN
COLORS COPPER WIRE DRAWING + BEIGE MICROFIBER LEATHER + CLEAR LIGHT GOLD COVER /
GRAY MICROFIBER LEATHER + SMOKE ASH GOLD COVER



SM1312W1
Φ210 × W70



SM1312W
Φ320 × W75



SM1312S1
Φ210 × H340 (MAX H2000)



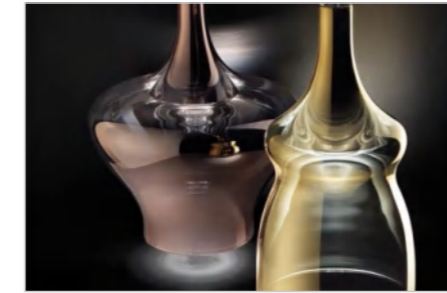
SM1312S
Φ320 × H450 (MAX H2000)



186-8880-7020



Crystal clear, refracting colorful light, comparable to diamonds. In the bustling and bustling city, encounter the retro style by chance.



NOSTALGIA 1309

MATERIAL CARBON STEEL+ALUMINIUM ALLOY+GLASS
COLORS MATT WHITE TOP DISK+BRUSHED GOLD/GUN GRAY+SMOKEY GREY

+ (86) 186-8880-7020



SM1309S1
Φ127 × H215 (MAX H2000)



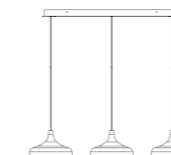
SMSM1309S2
Φ200 × H215 (MAX H2000)



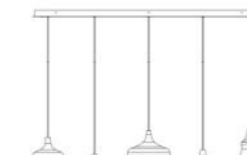
SM1309S3
Φ280 × H215 (MAX H2000)



SM1309S-R3
Φ450 × H2000



SM1309S-L900-3
L1080 × W280 × H215
(MAX H2000)



SM1309S-L1500-5
L1500 × W280 × H2000



He fashionable and elegant design is elegant and avant-garde in simplicity. To manufacture excellence with lean, and to achieve perfection with strictness, only the completion of both internal and external cultivation is worthy of our eternal collection.



+(86) 186-8880-7020





+ (86) 186-8880-7020




NOSTALGIA



+ (86) 186-8880-7020





COUNTERPOISE
1298

MATERIAL
COLORS

CARBON STEEL+STAINLESS STEEL
EARL GOLD+SILVER FOIL

+ (86) 186-8880-7020



SM1298S
L1000 x W830 x H590 (MAX H2000)



+ (86) 186-8880-7020



DARK & BRIGHT STAR 1297

MATERIAL CARBON STEEL+ALUMINIUM ALLOY+GLASS
COLORS COFFEE/MATT WHITE TOP DISK+CLEAR GLASS/AMBER/SMOKEY GREY/WHITE



SM1297S1-1
Φ100 × H130 (MAX H2000)

SM1297S2-1
Φ130 × H170 (MAX H2000)

SM1297S1(+2)-R15
Φ655 × H2000

SM1297S1(+2)-26RD
Φ670 × H4500



+ (86) 186-8880-7020



The endless duel of light and darkness. Like distant stars, these seemingly small lighted objects impress with both their design and craft. The light source is placed within a mouth-blown piece, shining from the center of a precisely cut crystal star.



VALIANT
1296

MATERIAL
COLORS

CARBON STEEL+MILK OPTICAL GLASS
SUMMER GOLDTITANIUM GREY+MILKY WHITE+GOLD

+ (86) 186-8880-7020





SM129651
L910 x W880 x H1120 (MAX H2000)




SM129652
L1450 x W610 x H610 (MAX H2000)

+ (86) 186-8880-7020

What kind of lamp and light will make the geometric square space full of fantasy and mystery, add a layer of magic.



+(86) 186-8880-7020



BUTTON 1288

MATERIAL
COLORS

CARBON STEEL+ALUMINIUM ALLOY+GLASS
BRUSHED COPPER+CRAFT CLEAR GLASS



SM1288W-R1
Φ350 × W100



SM1288W-R2
Φ500 × W100




SM1288W-L1
L180 × W100 × H300



SM1288W-L2
L300 × W100 × H500

The design features a circular steel base with LED lights embedded around the edges and a translucent disk that scatters its light. The laser etches a subtle gradation pattern in a transparent acrylic resin, denting it toward the center and creating a radiating impression of sunlight. The light remains transparent on and off, elevated to a beautiful state by complex surface treatments.



+ (86) 186-8880-7020



+ (86) 186-8880-7020



GALAXY 1285

MATERIAL
COLORS

CARBON STEEL
EARL GOLD/ROCK COLOR+BRUSHED COPPER



SM1285W1
L1000 x W120 x H750




SM1285W2
L1080 x W120 x H800

GALAXY



+ (86) 186-8880-7020



DEBBIE
1282

MATERIAL
COLORS

ALUMINIUM ALLOY+MICROFIBER SKIN
BRUSHED GOLD+DARK GREY/WHITEALUMINIUM ALLOY+MICROFIBER SKIN

+ (86) 186-8880-7020




SM12825-1
Φ90 × H520 (MAX H2000)



SM12825-2
Φ200 × H2000



SM12825-R3
Φ270 × H2000



SM12825-L12A
L1180 × W250 × H330 (MAX H2000)



SM12825-R16
Φ530 × H2000



SM12825-26RD
Φ610 × H4500



SM12825-L23A
L1170 × W180 × H2800

+ (86) 186-8880-1020



FILIGREE



+ (86) 186-8880-7020



FILIGREE
1267

MATERIAL
COLORS

CARBON STEEL+ALUMINIUM ALLOY+STAINLESS STEEL+PVC
BRUSHED COPPER/BRUSHED ANCIENT SILVER+ROCK COLOR+MILKY WHITE



SM1267F
Φ850 x W660 x H1670 (MAX H2400)




The lamp can instantly change the atmosphere and create a playful game of shadows and light when facing the ceiling or wall. A light meant to also mesmerise you with its stunning and elaborate design, bring entertainment into any interior. Filigree has an adjustable height, maximum 240 cm, and can also be adjusted in direction. This allows you to point the lamp towards any desired direction, and highlight any features or spaces around it.

 [+\(86\) 186-8880-7020](tel:+8618688807020)





+ (86) 186-8880-7020



JORDON 1155

MATERIAL
COLORS

CARBON STEEL+GLASS
BRUSHED BRONZE+WATER ORCHID/COGNAC/SMOKEY GREY



SM1155T1
Φ175 × H220



SM1155T2
Φ175 × H340



SM1155T3
Φ230 × H265



SM1155T4
Φ230 × H430

JORDON



+ (86) 186-8880-7020







 +(86) 186-8880-7020

MINIMALISM


SIRO



+ (86) 186-8880-7020

SIRO
2339

MATERIAL CARBON STEEL+ALUMINUM ALLOY
COLOR COFFEE COLOR+WHITE



IP

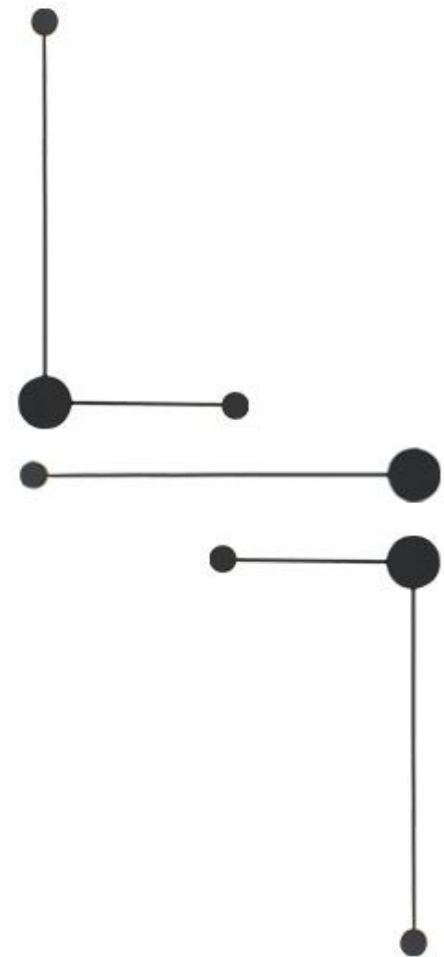
+ (86) 186-8880-7020




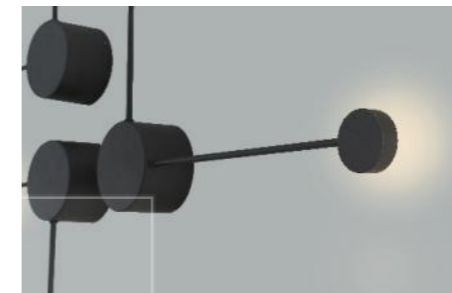
+ (86) 186-8880-7020



2339T
L340×W120×H345



+ (86) 186-8880-7020



PIN
2391

MATERIAL
COLORS

ALUMINIUM ALLOY+PC
TITANIUM GREY/MATT WHITE/EARL GOLD



SM2391W1-LED
Φ90 x H390



SMM2391W2-LED
Φ90 x H575

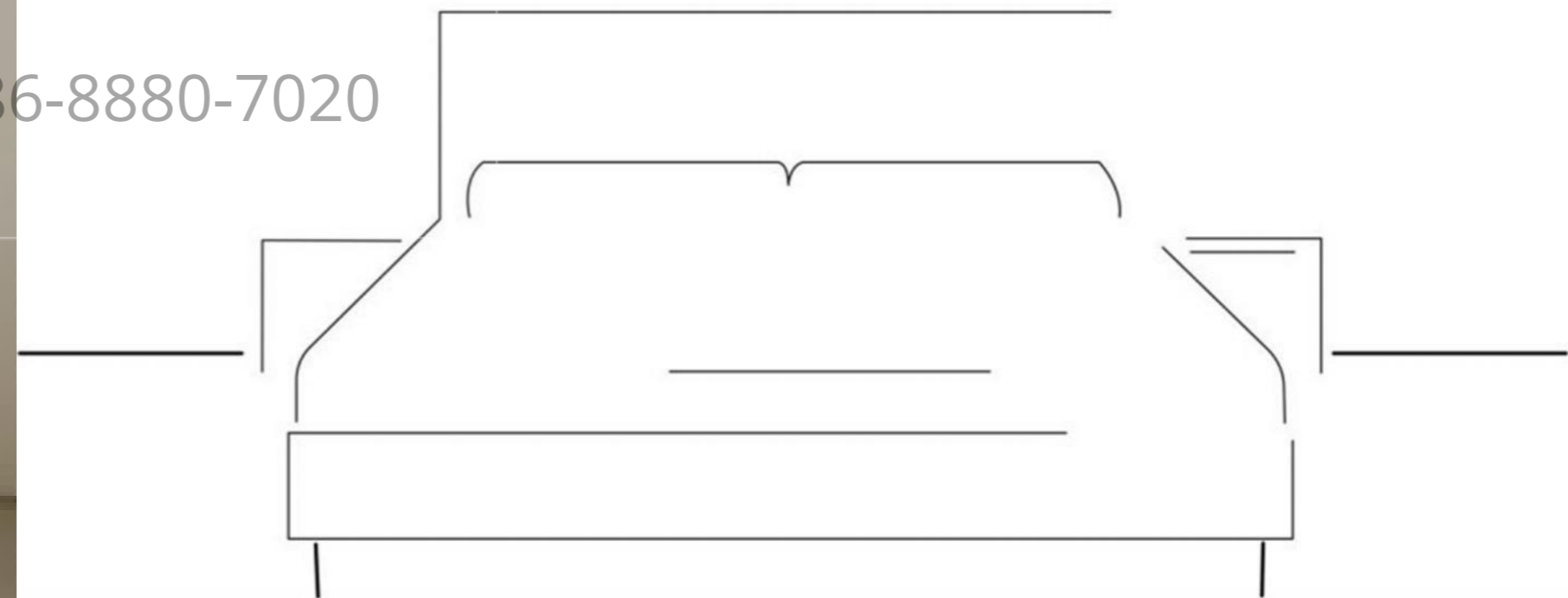
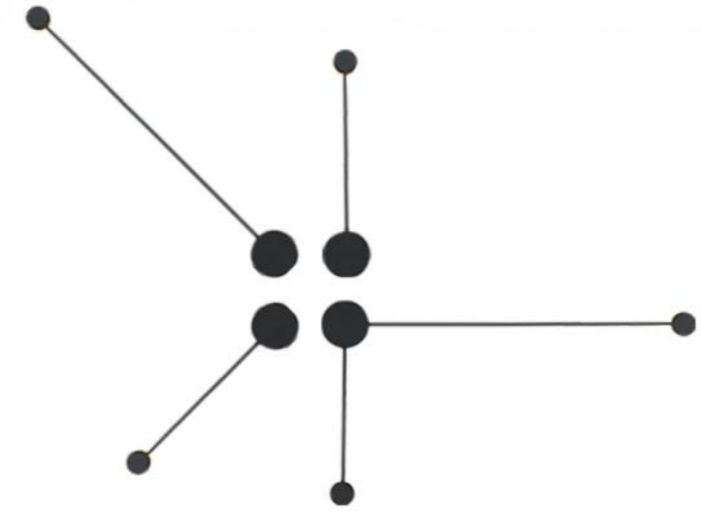


SM2391W3-LED
Φ390 x H575

PIN



+ (86) 186-8880-7020





THIN RETRO FLOAT 2390

MATERIAL ALUMINIUM ALLOY+PC
COLORS EARL GOLD/TITANIUM GREY/MATT WHITE

+ (86) 186-8880-7020



SM2390W1-L460
L90 x W100 x H460





SM2390W1-L610
L90 x W100 x H610



SM2390W2-L620
L90 x W100 x H620



SM2390W2-L920
L90 x W100 x H920



FLOOR LAMP 2387

MATERIAL CARBON STEEL + ALUMINIUM + GLASS
COLORS CHROME+BLACK/EARL GOLD+BLACK

+ (86) 186-8880-7020



2387F1
Ø 400 x W1000 x H2600



2387F2
Ø 500 x W1400 x H3650



ش


+ (86) 186-8880-7020



+ (86) 186-8880-7020



LUISA



LUISA 2383

MATERIAL
COLORS

SPACE ALUMINUM/CARBON STEEL/GLASS
GUN BLACK OXIDE/BRUSHED GOLD OXIDE+ROSE GOLD+CLEAR GLASS
SMOKEY GREY/AMBER

+ (86) 186-8880-7020



SM2383T1
Φ200 × H300



SM2383T2
Φ320 × H475


LUISA

Luisa is a table lamp for diffused light, a refined and convincing light.

Luisa combines Spanish design with Italian manufacturing experience.

Luisa has a sweet story that won't leave you feeling indifferent. It reveals a subtle yet convincing light. This is a new story about light, made up of interesting chapters that are still being written.





JAKE
2358

MATERIAL
COLORS

CARBON STEEL+ALUMINIUM ALLOY+ACRYLIC
SUMMER BLACK+MILKY WHITE

+ (86) 186-8880-7020



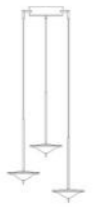
SM2358S1
Φ180 × H2000



SM2358S2
Φ280 × H2000



SM2358S1-R3
Φ420 × H2000



SM2358S2-R3
Φ650 × H2000



SM2358T
L340 × W220 × H448



SM2358F
L810 × W300 × H1440

JAKE



+ (86) 186-8880-7020

The design of the "Jake" is inspired by nature droplets, emotion and the unique moment when the water falls after the rain, and this light reminds us of our fascination with water. It captures the perfection of the natural movement when water collects into a drop. The entire composition, as well as the individual elements and their shapes play with the magic of water, air and gravity. The perfect streamlined highlights this moment, providing a sense of movement.





+(86) 186-8880-7020



JELLYFISH
2357

MATERIAL
COLORS

ALUMINIUM ALLOY+BEECH+GLASS
SUMMER BLACK+SMOKEY GREY/EARL GOLD+CLEAR GLASS



SM2357T
Φ300 × H445

The base of the log makes the lamp full of texture, and the unique triangular design can stabilize the lamp more effectively.



+ (86) 186-8880-7020



JELLYFISH




KENDAMA
2352

MATERIAL CARBON STEEL+GLASS+ALUMINIUM ALLOY
COLORS MALACHITE BLUE/CLEAR
GLASS+SUMMER BLACK

+855) 186-8880-7020



 +(86) 186-8880-7020





+ (86) 186-8880-7020



SM2352S1
Φ235 × H80 (MAX H2000)



SM2352S2
Φ320 × H90 (MAX H2000)



SMSM2352S3
Φ430 × H100 (MAX H2000)



SM2352T1
Φ235 × H385



SM2352T2
Φ320 × H480




SM2352F2
Φ320 × H1390



SM2352F3
Φ430 × H1620

BELL



BELL 2342

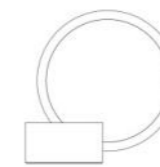
MATERIAL
COLORS

ALUMINIUM ALLOY+ACRYLIC+MARBLE BASE
JAZZ WHITE/EMERALD+BRUSHED COPPER/BLACK AND WHITE ROOT+SUMMER BLACK

+ (86) 186-8880-7020



SM2342T1
L325 x W55 x H327



SM2342T2
L439 x W55 x H424



Logo watermark: A stylized Chinese character '印' (Yìn) with a swoosh underneath.

Phone number watermark: [+\(86\) 186-8880-7020](tel:+8618688807020)



VESTA
2338

MATERIAL
COLORS

CARBON STEEL+ALUMINIUM ALLOY+GLASS
EARL GOLD+CLEAR GLASS/AMBER/SUMMER BLACK+CLEAR GLASS/AMBER

+ (86) 186-8880-7020



+ (86) 186-8880-7020



SM2338S1
Φ165 × H2000



SM2338S2
Φ330 × H2000





SM2338T1
Φ165 × H265



SM2338T2
Φ330 × H535



SM2338F2
Φ330 × H1500



BAGLEY 2336

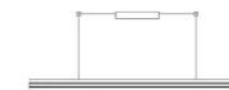
MATERIAL
COLORS

ALUMINIUM ALLOY+ACRYLIC
OUTER WHITE + INNER BRUSHED GOLD/OUTER BLACK + INNER BRUSHED GOLD/BRUSHED GOLD

+ (86) 186-8880-7020



SM233651-A
L900 x W75 x H2000



SM233652-A
L1200 x W75 x H2000

BAAGLEEY



+ (86) 186 8880-7020



IN

+ (86) 186-8880-7020



+(86) 186-8880-7020



FAIRY 2329

MATERIAL
COLORS

CARBON STEEL+ALUMINIUM ALLOY+GLASS
BRUSHED COPPER+AMBER / ROSE GOLD/CLEAR GLASS/SUMMER BLACK+SMOKEY GREY
BRUSHED COPPER/SUMMER BLACK+SMOKEY GREY/AMBER/ROSE GOLD/CLEAR GLASS



SM2329T
Φ80 × H 447



SM23295-1
Φ80 × H443 (MAX H 2000)



SM23295-12
Φ580 × H 2000



+ (86) 186-8880-7020



Borosilicate glass table lamp with striped tube decoration available in five colors. Structure in painted metal.



+ (86) 186-8880-7020



AESOP 2312

MATERIAL
COLORS

CARBON STEEL+ALUMINIUM ALLOY
MATT BLACK/MATT WHITE+ROSE GOLD/ROSE GOLD



SM2312S1
Φ200 × H2000



SMSM2312S2
Φ300 × H2000



+ (86) 186-8880-7020

Combination of curves and geometry
Reflection of texture and shape
Lively and creative

BOYCE



BOYCE
2309

MATERIAL
COLORS

CARBON STEEL+ALUMINIUM ALLOY+GLASS
EARL GOLD/CLEAR GLASS/ROSE GOLD+ROSE GOLD/LIGHT BLACK+SMOKEY GREY

 +(86) 186-8880-7020



+ (86) 186-8880-7020



SMSM2309T1-A
Φ180 × H480 (SHADE H182)



SM2309T2-A
Φ245 × H600 (SHADE H256)



SMSM2309F2
Φ245 × H1605 (SHADE H256)



SM2309S1-A
Φ180 × MAX H2000 (BODY H320)



SMSM2309S2-A
Φ245 × MAX H2000 (BODY H398)



+ (86) 186-8880-7020



BIBLIOTHEQUE NATIONALE 2270

MATERIAL CARBON STEEL+GLASS+ACRYLIC
COLORS BRUSHED COPPER/CHROME+SMOKEY GREY/ORANGE/WHITE



SM2270T
Φ 410 x H690 (SHADE H300)



SM2270F
Φ 410 x H1620 (SHADE H300)




Injection-molded PC (polycarbonate) opal inner diffuser.
Outer diffuser in transparent or fumée
PMMA(polymethylmethacrylate).

+ (86) 186-8880-7020





+ (86) 186-8880-7020



LUNAR ECLIPSE 2248

MATERIAL
COLORS

CARBON STEEL+ALUMINIUM ALLOY
MATT BLACK/MATT WHITE/LIGHT BLUE/CREAM GREY/BEIGE RED



SM2248S1
Φ200 × H2000



SM2248S2
Φ300 × H2000



+ (86) 186-8880-7020

LUNAR ECLIPSE

Metal texture spray paint, with a very fashionable and aesthetic design. Flat spherical hanging light clusters of various sizes to create the optical illusion of a ball floating in the air. There are two classic and fashionable colors of black and white to choose from!



SPIDER 1240

MATERIAL
COLORS

CARBON STEEL+ALUMINIUM ALLOY+GLASS
ROCK COLOR+ EARL GOLD

+ (86) 186-8880-7020



SM1240S1
Φ120 × H2000



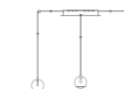
SM1240S-2
L290 × W150 × H2500



SM1240S-12
Φ290 × H4000



SM1240S-18
Φ320 × H4000



SM1240S-24
Φ400 × H4000



ts pure geometry maintains a constant balance between form and function, with a transparent blown glass sphere containing a cylindrical metal reflector that casts its timeless light into the space, available in satin nickel or satin gold.




+(86) 186-8880-7020





+ (86) 186-8880-7020



AROC 357


MATERIAL
COLORS

STAINLESS STEEL+CARBON STEEL+CRYSTAL
CHROME+BRUSHED NICKEL+CLEAR GLOSS



SM357F-K
L2300 x W330 x H2400



 +(86) 186-8880-7020

Thank You

We appreciate your time and attention. If you have any questions or need further information, please feel free to reach out.

 **CHINA OFFICE**

Room 19, 2nd Floor DeYi Commercial Building Construction Road No. 4th, Lecong Town Shunde Foshan, Guangdong, Postal code: 528 315

佛山市顺德区乐从镇建设路四号德怡商业大厦北门二楼19-3铺 528315

 + (86) 186-8880-7020  goldy@imexao.com



@imexao