

# Lights-LED Catalogue 2024

SAMPLE - 23

BUILD YOUR DREAMS WITH RELIABLE SOURCING FROM CHINA

 [www.imexao.com](http://www.imexao.com)

for  
 19+ YEARS



IP

+ (86) 186-8880-7020

ARCO  
375A

MATERIAL  
COLORS

STAINLESS STEEL MARBLE BASE  
SATIN NICKLE + WHITE/BLACK



SM375A  
L2300 x W330 x H2400

# ARCO

White Carrara marble base. Satin stainless steel telescopic stem. A rotatable and height-adjustable aluminum reflector that is pressed, polished, and coated with nitrocellulose. "We were thinking of a light that would illuminate the table. They already exist, but you have to get around them. In order to leave enough space around the table, the base must be at least two meters away. That's where Arco's idea comes in."




+ (86) 186-8880-7020



+ (86) 186-8880-7020





+ (86) 186-8880-7020 LOHJA 6250

MATERIAL  
COLORS

ALUMINIUM ALLOY+PC  
EARL GOLD/TITANIUM GREY/MATT WHITE



SM6250S  
H9250+H2700+H2150

# LOHJA

This iconic Cameron Design House pendant light is inspired by the tranquil lakes of Lohja, Finland. This contemporary design won The International Design and Architecture Award for best Pendant/Chandelier. Exploring tranquillity, space and equilibrium, the Lohja combines simplicity with geometry creating a striking, balanced sculptural form which changes appearance from each angle.  
Bespoke options and design service available.

+ (86) 186-8880-7020





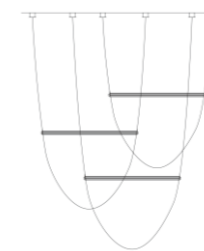
## WIRELINE 2398

MATERIAL  
COLORS

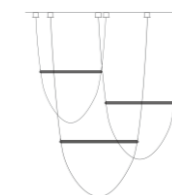
POLYURETHANE+ALUMINIUM ALLOY  
ORANGE/LIGHT GRAY/LIGHT COFFEE



+ (86) 186-8880-7020



SM2398-3250  
L1640xH3250



SM2398-2500  
L1640xH2500




 +(86) 186-8880-7020

Suspension lamp with diffused light. Tubular in transparent extruded glass and internal diffuser in opal PC. Ferrules made with CNC technology in satin stainless steel.







FLAMINGO  
2379

MATERIAL  
COLORS

CARBON STEEL+ALUMINIUM ALLOY+ACRYLIC  
SUMMER GOLD/SUMMER BLACK+WHITE+MATT WHITE



+(86) 186-8880-7020

Suspension lamp with diffused light. Tubular in transparent extruded glass and internal diffuser in opal PC. Ferrules made with CNC technology in satin stainless steel



+ (86) 186-8880-7020





+ (86) 186-8880-7020



SM2379S1-C  
Φ700 × H2000



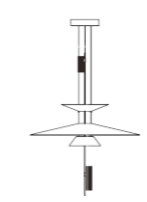
SM2379S1-A  
Φ700 × H2000



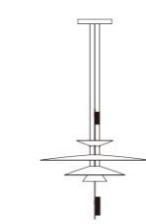
SM2379S1-B  
Φ700 × H2000



SM2379S2-A  
Φ900 × H2000



SM2379S2-B  
Φ700 × H2000



SM2379S3  
Φ900 × H2240



SM2379S4  
Φ900 × H2240



SM2379S5  
Φ900 × H2240



SM2379F  
Φ900 × H2500



+ (86) 186-8880-7020



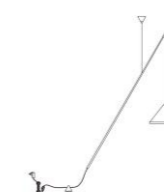
## NORTH 2377

MATERIAL  
COLORS

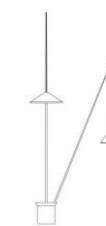
CARBON STEEL+ALUMINIUM ALLOY+ACRYLIC  
BLACK/WHITE



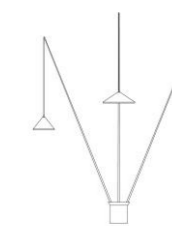
SM2377F-C  
W600-2000xH1860  
SHADED165



SM2377F-B  
W710-2130xH1860  
SHADED400



M2377F2-A+C  
W1050-2390xH2830-4060  
SHADED165+D600



SM2377F2-A+B+C  
W1050-2390xH2830-4060  
SHADED165+D400+D600

# NORTH



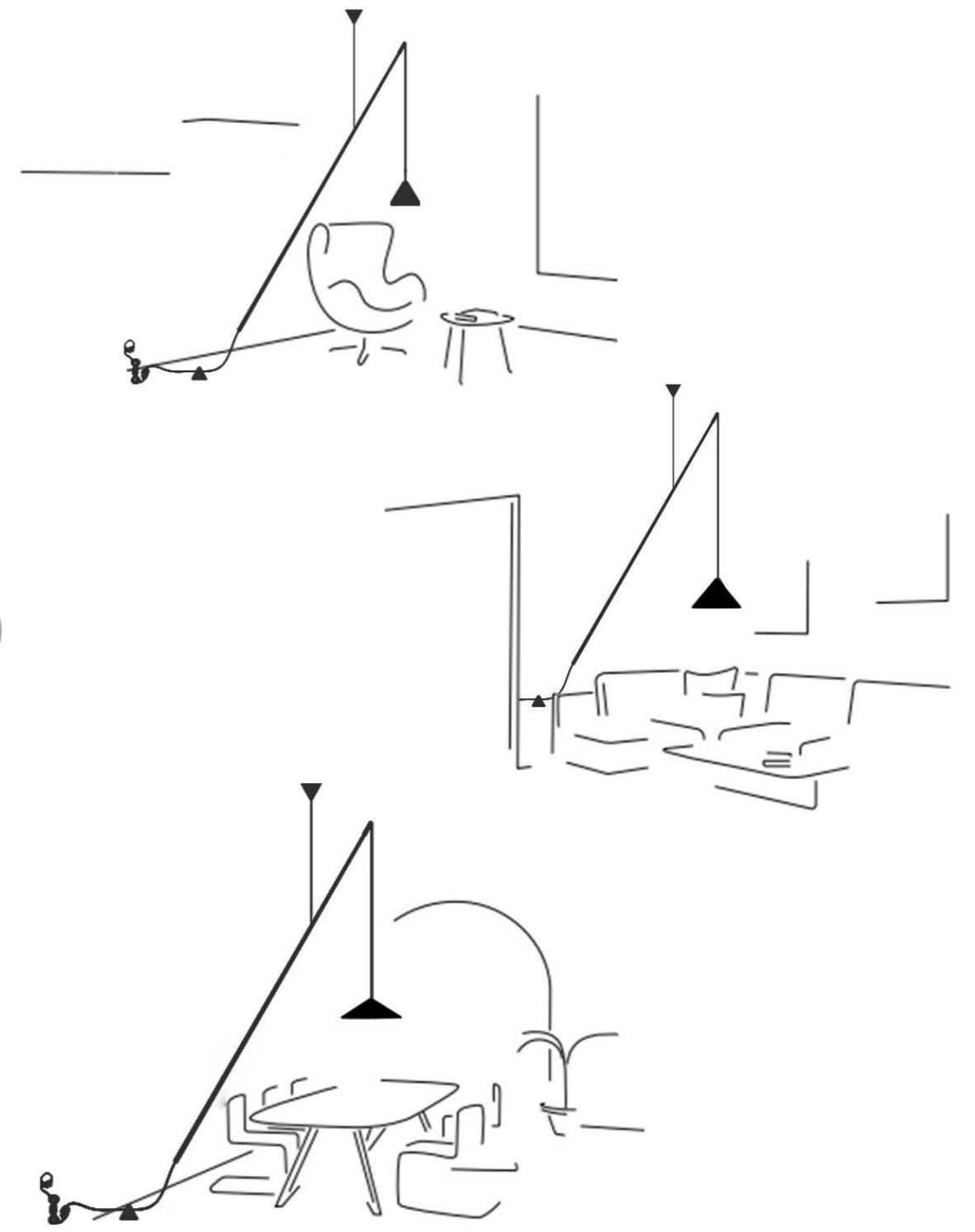
Composed of traditional hanging curtains suspended from slender carbon fiber rods or arms, the lamp can be hung from a wall, ceiling or moving heavy base. Allows multiple arms to be combined at different angles to provide a local glow where needed. Its humble appearance puts an emphasis on light, carefully and pragmatically directing it precisely where it is needed.





+ (86) 186-8880-7020

NORTH





+(86) 186-8880-7020

MIZU  
2362

MATERIAL  
COLORS

CARBON STEEL +ALUMINIUM +GLASS

CARBON STEEL +ALUMINIUM +GLASS/NICKEL WIRE DRAWING



SM2362S-1  
Φ120 × H110 (MAX H2000)



SM2362S-L1180  
L1230 × W350 × H2000



SM2362S-R15  
Φ635 × H2000



SM2362S-26RD  
Φ660 × H3000



Like water droplets, no two Mizu are alike, each crystal shape is unique and made meticulously by hand. Using only the clearest crystal (24% lead), Mizu perfectly emulates water's refraction of light, casting amazing patterns around the room, reminiscent of flowing water.

+ (86) 186 8880 7020







+ (86) 186-8880-7020



ROYAL CHANDELIER  
2359

MATERIAL ALUMINIUM + ACRYLIC GLASS  
COLORS SUMMER BLACK / SUMMER GOLD + SAND GLASS



+ (86) 186-8880-7020





+ (86) 186-8880-7020

ROYAL  
CHANDELIER



+ (86) 186-8880-7020



SM2359-1100  
Φ1150 x H3000



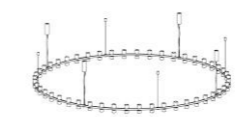
SM2359-1500  
Φ1550 x H3000



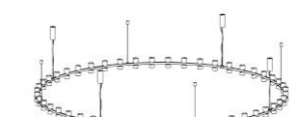
SM2359-1750  
Φ386xH3000




SM2359-2200  
Φ2250 x H3000




SM2359-3200  
Φ3250 x H3000



SM2359S-4200  
Φ4250 x H3000



SM2359S-R800-R1930  
L1930 x W830 x H3000



SM2359S-L2000  
L2030 x W32 x H2000



SM2359S-H3000  
L161 X H3000



SM2359S-H2000  
L161 X H2000

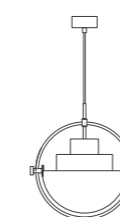


## MULTI-LITE 2356

MATERIAL  
COLORS

CARBON STEEL  
BRUSHED BRASS+WHITE/SUMMER BLACK

+ (86) 186-8880-7020




SM2356S  
Φ386xH415 (MAX H1800)

MAJOLTA-LITE



MAJOLTA

+ (86) 186-8880-7020



## MACARON 2353

MATERIAL  
COLORS

GLASS+ALUMINIUM+CARBON STEE+JADE  
DRAWING COPPER+AMBER/SUMMER BLACK+SMOKEY GREY  
DRAWING COPPER/SUMMER BLACK+CLEAR GLASS

+ (86) 186-8880-7020



SM2353T1  
Φ300 x H255



SM2353T2  
Φ400 x H360



SM2353T3  
Φ540 x H475



# MACARON

---

The MACARON lamp pays homage to the beauty and complexity of the crystal. In the delicate, hand-blown glass of the opposite dome, the rock becomes a lunar landscape floating in its own universe. The natural imperfections of glass and the diversity of stone make each lamp unique. The purity of natural materials and the craftsmanship used in the process make these materials take on an extraordinary atmosphere. The MACARON is produced using a traditional process

+ (86) 186-8880-7020





+ (86) 186-8880-7020

RAINEY  
2341

MATERIAL  
COLORS

CARBON STEEL  
BRUSHED COPPER + EARL GOLDR/ROSE GOLD/SUMMER BLACK



SM2341T  
W145 (SHADE  $\Phi$  75) x H230



SM2341T2  
W205X(SHADE  $\Phi$  200)xH300

RAINEY



+ (86) 186-8880-7020





+ (86) 186-8880-7020



ATOLLO METAL  
2340

MATERIAL  
COLORS

CARBON STEEL+ALUMINIUM ALLOY  
BRUSHED COPPER+ LIGHT BLACK



SM2340T  
Φ 250xH365



SM2340T2  
Φ 380xH532



SM2340T3  
Φ 500xH680



+ (86) 186-8880-7020

## ATOLLO METAL

The lamp body is in the same color,  
Simple and refined appearance  
A simple and unique style,  
Feels gentle and generous



+ (86) 186-8880-7020



ATOLLO GLASS  
621

MATERIAL  
COLORS

CARBON STEEL+MILK ACID GLASS  
MILKY WHITE



SM621T1  
Φ 250xH350



SM621T2  
Φ 370xH500



IP

+ (86) 186-8880-7020




COPYCAT  
2333

+36) 186-8880-7020

MATERIAL  
COLORS

CARBON STEEL+ALUMINIUM ALLOY  
EARL GOLD/ROSE GOLD/LIGHT BLACK+MILKY WHITE



SM2333T  
W370 x H295(SHADE Ø 300)



+ (86) 186-8880-7020




Table lighting fixture comprising an aluminium sphere machined from solid and then gold-coated with 24 K gold. Blown glass opal diffuser. LED light source with dimmer switch on the power cable.





+ (86) 186-8880-7020



AELLA  
2332

MATERIAL  
COLORS


ALUMINIUM ALLOY+GLASS  
BRUSHED COPPER+CLEAR GLASS/SUMMER BLACK+SMOKEY GREY

+ (86) 186-8880-7020

Porta il nome di un'amazzone mitologica questa importante storica lampada da tavolo di Leucos che affascina con il suo design essenziale e al tempo stesso sofisticato. Aella significa "tornado" e, infatti, il diffusore in vetro soffiato dalle forme morbide ed eleganti pare proprio materializzarsi da un turbine: da un punto, nello spazio, prende forma un suggestivo ed evanescente cono di luce che diventa fonte di armonia.



+ (86) 1 86-8880-7020





# AELLA

+ (86) 186-8880-7020



SM2332T1  
Φ200 × H 280



SM2332T2  
Φ300 × H 280



SM2332T3  
Φ540 × H 500



SM2332S1  
Φ200 × H 2000



SM2332S2  
Φ300 × H 2000



SM2332S3  
Φ540 × H 2000



SM2332C1  
Φ200 × H 170



SM2332C2  
Φ300 × H 190



SM2332C3  
Φ540 × H 310



+(86) 186-8880-7020



GLEN  
2324

MATERIAL  
COLORS

CARBON STEEL +GLASS  
BODY SUMMER BLACK+SMOKE GRAY/AMBER/ROSE GOLD/COFFEE

Artificially blown glass with crystal colors, Make ray casting more extensive and soft. Bright colors show the trend of the times, Let colors collide with furniture more fiercely!



+ (86) 186-8880-7020





+ (86) 186-8880-7020

Hand-blown glass, the color is crystal clear, Makes the light cast wider and softer. Bright colors show the trend of the times, Let the color and furniture collide more violently!



SM2324T1  
L200 x W200 x H250



SM2324T2  
L200 x W200 x H315



SM2324T3  
L200 x W200 x H355



SM2324T4  
L220 x W220 x H470



SM2324S1  
Φ200 x H190 (MAX H2000)



SM2324S2  
Φ170 x H260 (MAX H2000)



SM2324S3  
Φ140 x H310 (MAX H2000)



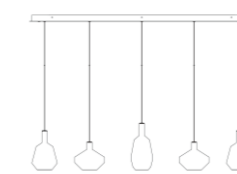
SM2324S4  
Φ198 x H415 (MAX H2000)



SM2324S-R3(1+2+3)  
Φ430 x H2000



SM2324S-R7  
Φ620 x H2000



SM2324S-L1500-5  
L1500 x W200 x H2000



+ (86) 186-8880-7020

THEIA  
2322

MATERIAL  
COLORS

CARBON STEEL/ALUMINUM ALLOY/GLASS  
SEMI-MATTE WHITE/CROWN ASH CLEAR/SOOT/AMBER



SM2322T  
Φ320 × H470



SM2322F  
Φ320 × H1530





 +(86) 186-8880-7020



 +(86) 186-8880-7020



+ (86) 186-8880-7020

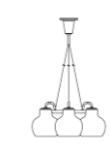


## VL RING CROWN 2321

MATERIAL CARBON STEEL/YOGURT GLASS  
COLORS SILVERY/CREAMY WHITE



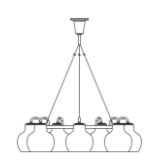
SM2321S-1  
Φ190 × H350(MAX H2000)



SM2321S-R3  
Φ560 × H240(MAX H2000)



SM2321S-R5  
Φ680 × H240(MAX H2000)



SM2321S-R7  
Φ880 × H240(MAX H2000)



SM2321W  
Φ190 × W240 × H280



+ (86) 186-8880-7020

VL RING CROWN



IC LIGHTS  
2318

MATERIAL  
COLORS

CARBON STEEL+GLASS+ALLUMINIUM  
SUMMER GOLD/SUMMER BLACK



By Michael Anastassiades, 2014

Table lamp providing diffused light. Frame in brass,  
brushed and transparent varnished or chrome steel.

Blown glass opal diffuser. Dimmer on the power chord.



+ (86) 186-8880-7020



+ (86) 186-8880-7020



+ (86) 186-8880-7020



SM2318-T1-200  
Φ200 × H380



SM2318-T2-150  
Φ150 × H400



SM2318-T2-200  
Φ200 × H500



SM2318-T3-300  
Φ315 × H350



SM2318-S1-150  
Φ150 × MAX H2000 (BODY H390)



SM2318-S2-200  
Φ200 × MAX H2000 (BODY H520)



SM2318-S3-250  
Φ250 × MAX H2000 (BODY H640)



SM2318-S3-300  
Φ300 × MAX H2000 (BODY H760)



SM2318-W1-200  
Φ200 × H272



SM2318-F2-200  
Φ200 × H1350



SM2318-F3-300  
Φ300 × H1852

# IC LIGHTS





+ (86) 186-8880-7020



## LIGHT RING 2316

MATERIAL  
COLORS

ALUMINIUM ALLOY+PC  
SUMMER UNION GOLD / MATTE BLACK



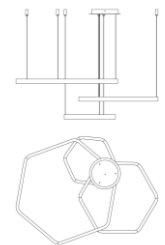
SM2316S1  
Φ600 × H2000



SM2316S2  
Φ900 × H2000



SM2316S3  
Φ1200 × H2000



2316S-R3(S1+S2+S3)  
L1220(1400) × W1600(1800) × H2000



## LIGHT RING

Directly use symmetrical techniques to show the beauty of balance. Big but not empty, thick but not heavy, Stylish without being overwhelming.




+ (86) 186-8880-7020





+86 186 8880-7020



## FAIRY 2307

MATERIAL  
COLORS

CARBON STEEL + ALUMINIUM  
BLACK / BRUSHED COPPER

+ (86) 186-8880-7020



SM2307DZ  
Ø140



SM2307DZ  
Ø180



SM2307S1 -1  
Ø140 x H196 (MAX H2000)



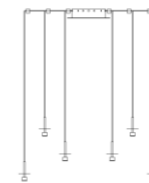
SM2307S2 -1  
Ø180 x H150 (MAX H2000)



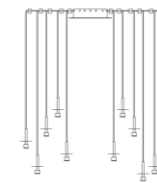
+ (86) 186-8880-7020



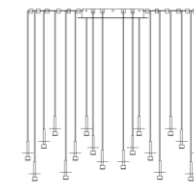
SM2307S(1+2)-26  
Ø900 x H3000



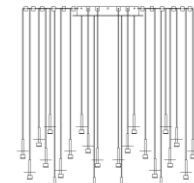
SM2307S6DJ



SM2307S12DJ



SM2307S18DJ




SM2307S24DJ



86) 186-8880-7020



FAIRY



GOSS  
2306

MATERIAL  
COLORS

CARTON STEEL+GLASS  
GOLD/CHROME

+ (86) 186-8880-7020



SM2306T-A  
Ø 280 x H260



Lighting

+ (86) 186-8880-7020







+ (86) 186-8880-7020

SOS



+ (86) 186-8880-7020



MOUNTAIN VIEW  
2305

MATERIAL      CARTON STEEL+GLASS  
COLORS        GOLD/CHROME



SM2305S1  
Ø 400 x SHADE H310 (MAX H2000)



+ (86) 186-8880-7020


# YURI



YURI  
2303

MATERIAL  
COLORS

CARBON STEEL+MILK ACID GLASS  
EARL GOLD+MILKY WHITE



+ (86) 186-8880-7020




+ (86) 186-8880-7020



SM2303T1  
Φ 245 × W200 × H335



SM2303T2  
Φ 327 × W300 × H480



SM2303W1  
Φ 264 × W200 × H283



SM2303C  
Φ 425 × W300 × H385



SM2303S1  
L230 × W200 × H2000 (SHADE H310)



SM2303S2  
L330 × W300 × H2000 (SHADE H455)



+ (86) 186-8880-7020

JOSH  
2302

MATERIAL  
COLORS

CARBON STEEL+ALUMINIUM ALLOY  
BRUSHED COPPER+MILKY WHITE/EARL MILKY WHITE



SM2302T  
Φ 230 × H350

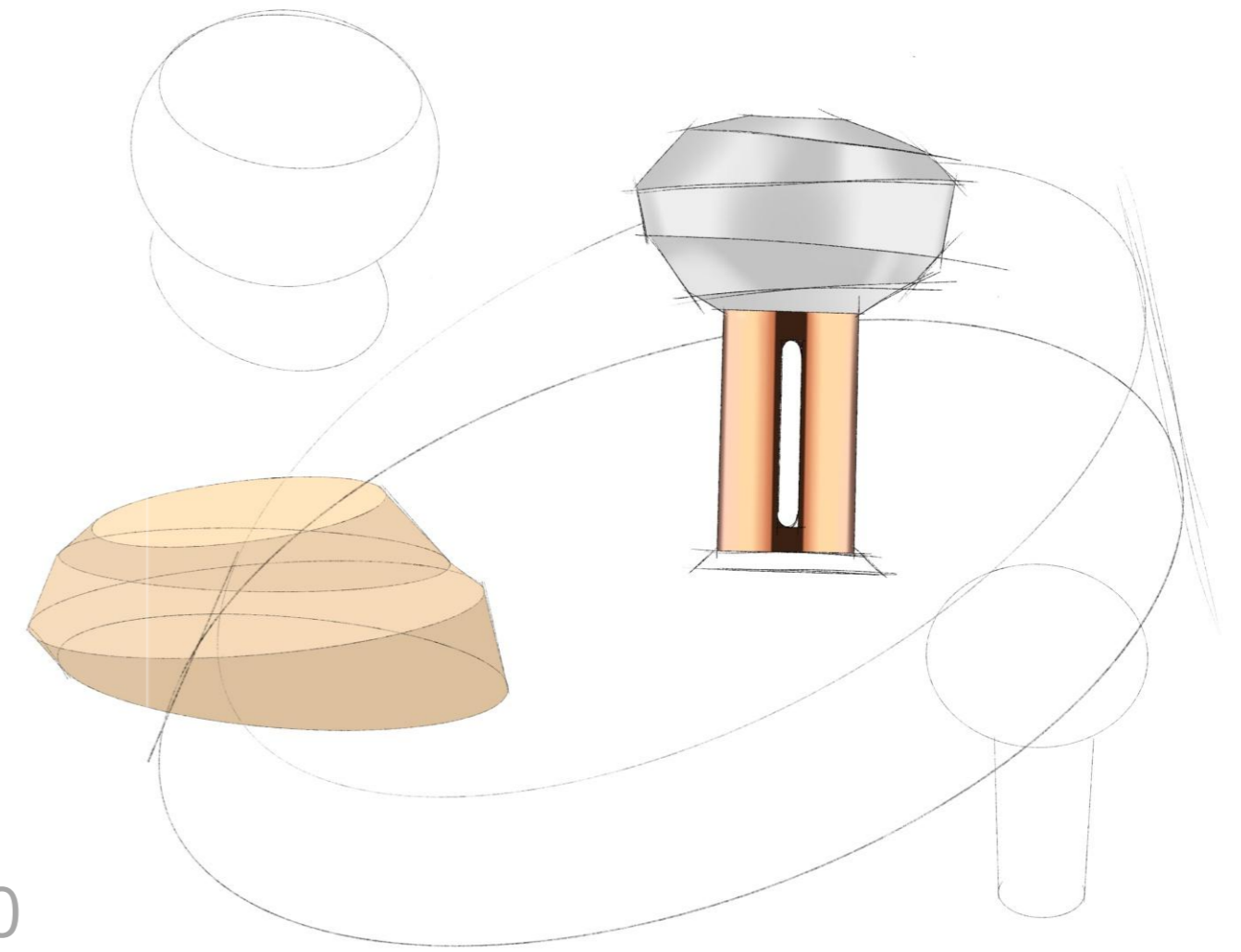


SM2302T2  
Φ 320 × H470

# JOSH



+ (86) 186-8880-7020



Geometric lampshade design is chic and elegant  
Like a diamond to be developed in the torch



+(86) 186-8880-7020

HUNTER  
2301

MATERIAL  
COLORS

CARBON STEEL+GLASS  
MATT WHITE+CLEAR GLASS/SMOKEY GREY/AMBER/ROSE GOLD





+ (86) 186-8880-7020



SM2301T1-A  
Φ130 × H280



SM2301T2-A  
Φ180 × H345



SM2301T3-A  
Φ250 × H450



SM2301W1  
L280 × W172 × H280



SM2301S1-A  
Φ130 × BODY H260 (MAX H2000)



SM2301S2-A  
Φ180 × BODY H320 (MAX H2000)



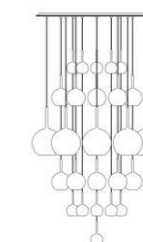
SM2301S3-A  
Φ250 × BODY H425 (MAX H2000)



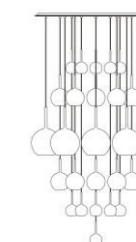
SM2301S4-A  
Φ300 × BODY H500 (MAX H2000)



SM2301S-R7  
Φ610 × H2000



SM2301S-R1150  
Φ1500 × H2800




SM2301S-R41  
Φ1650 × H3000



+ (86) 186-8880-7020

Clear and translucent crystal, interpretation of classics and art. The light smudged by the lines exudes a rational and modern atmosphere.





+ (86) 186-8880-7020



FINN  
2300

MATERIAL ALUMINIUM ALLOY+PC  
COLORS BLACK/WHITE/SUMMER GOLD



SM2300F  
L127 x W102 x H1853

# FINN

Dress up in a personalized furniture style, the urge and yearning to fly out, and take your eyes to make a successful trip. Then return to the origin of home



+ (86) 186-8880-7020



 **ALBA**  
**2294**  
**+(86) 186-8880-7020**

MATERIAL  
COLORS

CARBON STEEL+MILK ACID GLASS  
TI-PURPLE GOLD/SHALLOW TITANIUM BASE+MILKY WHITE

In the table lamp version, the water droplets are subtly placed on a double asymmetrical "L" shaped satin-finished brass rectangular section profile that serves as the lamp's base and trim.



+ (86) 186-8880-7020





The chic detail design and the rustic texture form a strong contrast, just like the texture of the lantern, and the avant-garde and fashionable overall shape design is a mix of retro and trendy!



+ (86) 186-8880-7020





## TRIGONA 2292

MATERIAL  
COLORS

ALUMINIUM + GLASS  
SUMMER BLACK + WHITE GRADIENT OUTER GLASS +  
SMOKY GREY MIDDLE GLASS+ WHITE INNER GLASS

+ (86) 186-8880-7020



SM2292S  
Φ 305 x H 540





☎ + (86) 186-8880-7020

TRIGONA

-

Graceful lines and gradual colors  
No need for too much decoration  
Can create a sense of elegance

# OTTO

-  
Like a white and soft white cloud  
Like a sweet and delicate cotton candy  
Like a fresh and elegant flower  
Living under this lamp is like opening your heart in the full and soft sunshine,  
Feel the beauty of life.



+ (86) 186-8880-7020





+(86) 186-8880-7020



OTTO  
2290

MATERIAL  
COLORS


CARTON STEEL+GLASS  
BRUSH GOLD(PLATING)



SM2290S1  
Φ260 × MAX H2000



SM2290S2  
Φ400 × MAX H2000



## ACKERY 2289

MATERIAL  
COLORS

CARBONSTEEL+RATTAN+ALUMINIUM  
UPPER BLACK UMDER WHITE/BLACK+ORANGE/WHITE+ORANGE/  
UPPER BRUSH COPPER UMDER ORANGE

+ (86) 186-8880-7020



SM2289T-A  
Φ355 × H560



SM2289F-A  
Φ555 × H1700



SM2289S1-A  
Φ355 × H2000



SM2289S2-A  
Φ555 × H2000



+ (86) 186-8880-7020



ACKERY



+ (86) 186-8880-7020



## BABER 2282

MATERIAL  
COLORS

GLASS+ALUMINIUM  
CLEAR+ROSE GOLD / CLEAR/SMOKEY GREY+SUMMER BLACK

+ (86) 186-8880-7020

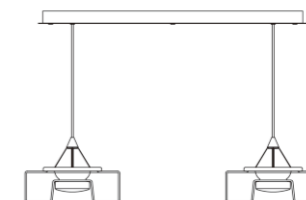
# BABER



SM2282C  
Φ255 x H95



SM2282S  
Φ255 x BODY H95(MAX H2000)



SM2282S-2  
L990 x W255 x H2000



+ (86) 186-8880-7020



The simplicity shows elegance and avant-garde, and outlines a soft atmosphere in a world of harmonious light and shadow.





+ (86) 186-8880-7020



ODA  
2275

MATERIAL  
COLORS

CARBON STEEL+GLASS  
AMBER/SMOKEY GREY/CLEAR GLASS+BLACK



SM2275T1  
Φ225 x H430(body H290)



SM2275T2  
Φ420 x H845(body H580)



SM2275F2  
Φ420 x H1416(body H1150)



SM2275F2-1650  
Φ480 x H1650(shade Φ420)



+ (86) 186-8880-7020

Coupled with the support of the bottom quadrangle bracket, the structure is stable and the movement is convenient. With the yellow light source, it is low-key and elegant. The soft curves softened by the industrial theme of hand-blown glass, the warm glow makes the industrial aesthetic into a soft interior environment.





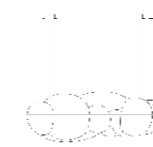
+ (86) 186-8880-7020



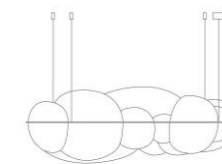
NUVOLA MINOR  
2269

MATERIAL  
COLORS

PLASTIC+CARBON STEEL +PC  
WHITE



SM2269SX  
L800 x W290 x H2000



SM2269S  
L1500 x W900 x H2000


# NUOVA MINOR



(86) 186-8880-7020



+ (86) 186-8880-7020



### THE HILLS 2263

MATERIAL  
COLORS

ALUMINIUM ALLOY+ACRYLIC  
WHITE



SM2263C1  
Ø500 x H135



SM2263C2  
Ø650 x H170



SM2263C3  
Ø850 x H195



SM2263S1  
Ø500 x H2000



SM2263S2  
Ø650 x H2000



SM2263S3  
Ø850 x H2000



**CHESHIRE MEDIUM**  
**2259**

+ (86) 186-8880-7020

MATERIAL  
COLORS

PC+ALUMINIUM ALLOY+CARBON STEEL +PLASTIC  
SHINING WHITE/BLACK+EARL GOLD+CHROME



SM2259T  
Φ300 × H505



SM2259F  
Φ300 × H1500



SM2259S  
Φ300 × H 2000

The endless charm of linear art is due to the versatility of lines. When it comes to lamps and lanterns, the fishline shaped wire is a symbol of simplicity, while the simple round lampshade and the combination of lines and surfaces are simple but with high-level aesthetic appeal.



+ (86) 186-8880-7020



IP  
+ (86) 186-8880-7020

AIM  
2253

MATERIAL  
COLORS

ALUMINIUM ALLOY  
MATT BLACK INSIDE WHITE/ WHITE



SM2253S  
Φ245 x H2000



SM2253S1  
Φ170 x H1460



# AIM

While the common chandelier design hides messy wires, the Aim line does the opposite, using wires as part of the design. Break the traditional lighting design in the "Light source center" and "Hidden wire" principle. By adjusting the length and distance of the string, it acts like a machine gun, locking the direction of the light, working with multiple lights, and focusing on each focus; it can also be manually adjusted to meet the different needs of light focus.



+ (86) 186-8880-7020




AIM

+ (86) 186-8880-7020



AIM



+ (86) 186-8880-7020

PINECONE  
2245

MATERIAL	CARBON STEEL+PLASTIC +PC
COLORS	WHITE



+ (86) 186-8880-7020



The light slowly lights up each window, is a story each ray of light graceful, is belongs to the night ceremony feeling.



+ (86) 186-8880-7020



SM2245W1  
L410 x W205 x H315



SM2245S1  
Φ410 x H2000 (BODY H315)



SM2245S2  
Φ670 x H2000(BODY H502)



SM2245T1-B  
Φ410 x H560 (BODY H315)



SM2245F1-A  
Φ410 x H1730





SM2245F2  
Φ670 x H1800





+ (86) 186-8880-7020



TATOU  
2243

MATERIAL: PC+CARBON STEE  
 COLORS: WHOLE MATT WHITE/ VIOLET SHADE+MATT BLACK BODY



SM2243T1  
Φ278 × H450



SM2243T2  
Φ400 × H640



SM2243F1  
Φ278 × H1300



SM2243F2  
Φ400 × H1660



SM2243S1  
Φ278 × H2000



SSM2243S1  
Φ400 × H2000




The idea is like Japanese armour: a series of metal buckles, artfully connected by magnetic tape, with strong sentimental value. Then there is a simplified process of overlapping, piercing, and riveting the vertical strips together. We transform design into a mass production process by transitioning to injection molding. The overlap of these bands is crystallized in three-dimensional leather, a variable cross-section of the mold and geometric patterns.

 +(86) 186-8880-7020



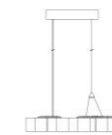


+ (86) 186-8880-7020

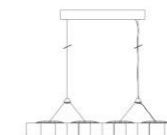


## HONEYCOMB 2242

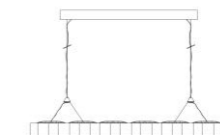
MATERIAL ABS+ ALUMINIUM ALLOY L:910 W:325  
COLORS WHITE



SM2242S9-L600  
L600 x W435 x H230



SM2242S12-L910  
L910 x W325 x H230



SM2242S18-L1170  
L1170 x W275 x H230



SM2242C9-L490  
L490 x W420 x H130



SM2242C18-L700  
L700 x W525 x H130



SM2242C24-L980  
L980 x W625 x H130



# HONEYCOMB



+(86) 186-8880-7020



Like the cells of a beehive, the hexagonal modules of Honeycomb are joined freely into a suspension lamp with a captivating organic symmetry. The hexagons, connected by clips, give life to a self-supporting structure capable of housing energy-saving LED and halogen light sources for direct and indirect light.



 + (86) 186-8880-7020





+ (86) 186-8880-7020



LOGIGO  
2236

MATERIAL  
COLORS

GLASS/ CARBON STEEL  
WHITE



+ (86) 186-8880-7020



The processing process of the glass lampshade made of polished silk can be seen whether the lamp is turned on or off. The unique combination of glass processing methods provides a blade cutting of the lower edge of the lampshade and the diamond edge of the polished filament surface, a complex and modular design, creating a large and light form of mixing.



+ (86) 186-8880-7020





+ (86) 186-8880-7020

This logic comes from the idea of a light-diffusion starting system, which organizes complex blown glass lampshades and uses them in different forms. Its modular and organic shape adds many creative elements.



SM2236T1  
Φ165 × H345



SM2236T2  
Φ213 × H440



SM2236T3  
Φ286 × H645



SM2236F2  
Φ286 × H1490



SM2236F3  
Φ355 × H1735



SM2236S1-1  
Φ180 × H170 (MAX H2000)



SM2236S2-1  
Φ280 × H230 (MAX H2000)



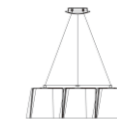
SM2236S3-1  
Φ400 × H310 (MAX H2000)



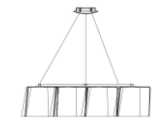
SM2236S1-R6  
Φ800 × H190 (MAX H2000)



SM2236S1-R8  
Φ585 × H190 (MAX H2000)



SM2236S2-R6  
Φ800 × H240 MAX 2000



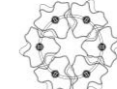
SM2236S2-R8  
Φ1000 × H240 (MAX H20000)



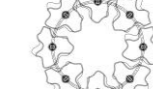
SM2236C1-R8  
Φ1200 × H2000



SM2236C2-R3  
Φ625 × H 265



SM2236C2-R6  
Φ800 × H 265



SM2236C2-R8  
Φ1000 × H MAX2000



## CHOU CHIN 2230

MATERIAL  
COLORS

GLASS/CARBON STEEL/ALUMINIUM  
IVORY/ORANGE/GREEN

+ (86) 186-8880-7020



SM2230S1  
Φ220 × H2000



SM2230S2  
Φ300 × H2000




SM2230S3  
Φ400 × H2000





ش

+ (86) 186-8880-7020



+ (86) 186-8880-7020



CHOU CHIN



+ (86) 186-8880-7020

BUDS  
2229

MATERIAL  
COLORS

ALUMINIUM ALLOY/ GLASS  
GOLD OXIDE+SMOKEY GREY/GOLD OXIDE+CLEAR GLASS/SUMMER BLACK+SMOKEY GREY



SM2229T  
Φ227 × H390



SM2229S  
Φ230 × H360 ( 2000 )

# BUDS

The Buds table lamp is a chic light that is made from a blown glass lampshade and a transparent, cylindrical base. The table lamp gets its name from nature, encapsulating all the beauty and grace that is seen in the natural world. The lampshade diffuses the light to create a soft glow, and the light also points upwards, acting as a lovely ambient lamp that is decorative and useful.



+ (86) 186-8880-7020





PUBINO



+(86) 186-8880-7020

PUBINO  
2227

MATERIAL  
COLORS

ALUMINIUM ALLOY  
SHINNING BLACK/ SHINNING WHITE/RED



SM2227F  
Φ550 × H1830




SM2227S  
Φ180 × H2000

# PUBINO



+ (86) 186-8880-7030





## EVIE 2223

MATERIAL  
COLORS

CARBON STEEL GLASS  
DARK GREY

+ (86) 186-8880-7020



SM2223T1  
Φ200 x H265



SM2223T2  
Φ240 x H390



SM2223T3  
Φ340 x H270



SM2223S1  
Φ200 x H2000



SM2223S2  
Φ240 x H2000



SM2223S3  
Φ340 x H2000

# EVIE

Its appearance is taken from the round lantern, has the moral of perfect, the overall shape is not regular, is a kind of lying on the lower disc of the feeling. While conveying a sense of laziness, it is also simple and rich in modern design style, placed in the home and modern furniture good combination at the same time the light is not too strong, can play a good role in adjusting the atmosphere of the decoration.




+ (86) 186-8880-7020







+ (86) 186-8880-7020



EVIE



+ (86) 186-8880-7020



## MUFFINS 2221

MATERIAL  
COLORS

MARBLE+CARBON STEEL +GLASS  
JAZZ WHITE+AMBER/SMOKEY GREY/CLEAR GLASS  
BLACK AND WHITE ROOT+AMBER/SMOKEY GREY/CLEAR GLASS



SM2221T1-A  
Φ 370 x H345



SM2221T2-A  
Φ 530 x H505



SM2221T3-A  
Φ 435 x H1020



+ (86) 186-8880-7020

The table lamp features a marble base and rolling glass shade that together breathe new life into any space.





+ (86) 186-8880-7020



+ (86) 186-8880-7020



REEDER  
2211

MATERIAL  
COLORS

FABRIC / CARBON STEEL  
GOLD DRAWING



SM2211T  
Φ 350 x H665




SM2211F  
Φ 520 x H1725



The combination of light and thin cloth art makes the light diffuse in the air, dazzling brilliance under the refraction of light, comfortable transmission of light, and soft light,



+ (86) 186-8880-7020





+ (86) 186-8880-7020



SCOPAS  
2210

MATERIAL ALUMINIUM ALLOY/PC  
COLORS ROSE GOLD /EARL GOLD/BLACK



SM2210S  
Ø500 x H2000



 +(86) 186-8880-7020

Created through the repetition of an elementary module, this suspension lamp consists of a sphere with an incomplete structure. Ever changing in its appearance, depending on the point it is viewed from, it radically breaks the mould of the pure and sometimes monotonous forms that normally characterise this kind of lamp. Like the Black Star of the Empire in Star Wars, immobile in space, its apparent incompleteness is contrasted with its technical efficiency.







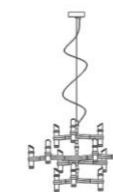
## CROWN MAJOR CHANDELIE 2209

MATERIAL ZINC ALLOY+CARBON STEEL+GLASS  
COLORS WHITE/DARK GREY/CHROME/SATIN NICKEL/EARL GOLD

+ (86) 186-8880-7020



SM2209S1-R6  
Φ790 × H2000



SM2209S1  
Φ790 × H2000



SM2209S2  
Φ1200 × H2500



The Crown is a modern reinterpretation of the traditional candle chandeliers. You can selected matt white, matt black, painted gold or polished aluminium.





+ (86) 186-8880-7020





Crown Major suspension light comes with a transparent cable, 2 metres long, but a red cable can be available on request.



WIND  
2158

MATERIAL  
COLORS

ALUMINIUM+ PMMA+FIBER /PMMA  
ORANGE/WHITE/BLACK/GREEN

+ (86) 186-8880-7020



SM2158T2  
Φ380 × H675



SM2158F1  
Φ600 × H1730



SM2158F2  
Φ600 × H1900



SM2158S1  
Φ600 × H310(MAX H2000)



SM2158S2  
Φ600 × H480(MAX H2000)




+ (86) 186-8880-7020




WIND

Using a novel rattan twist, this chandelier combines technology and tradition, making it the perfect combination of classic, traditional or modern. The Wind series comes in a variety of finishes: white, black, green and orange.



+ (86) 186-8880-7020



## GIANT 2155

MATERIAL  
COLORS

ALUMINIUM+CARBON TEEL  
WHITE/BLACK/RED

+ (86) 186-8880-7020

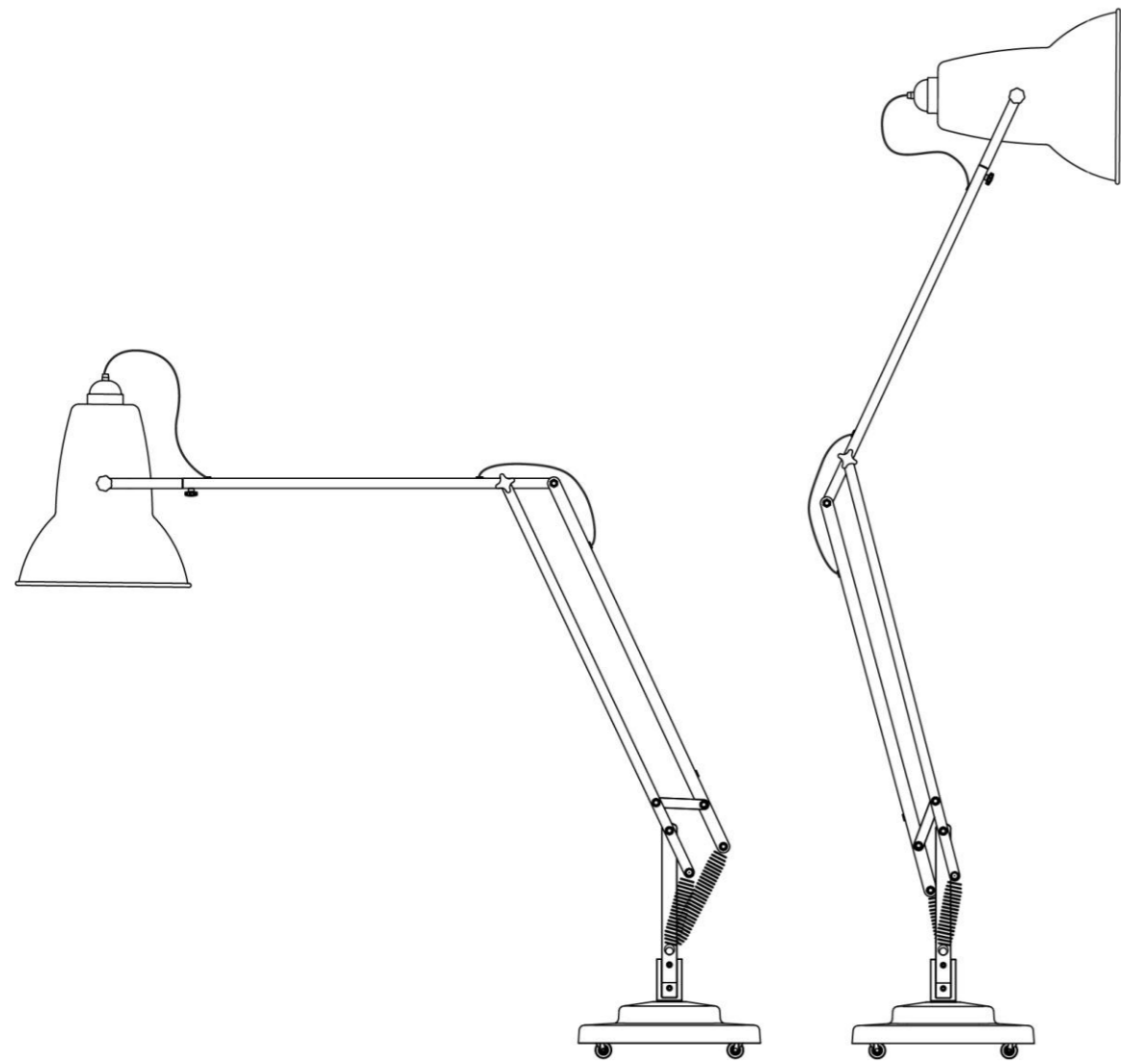


SM2155T  
L405 x W150 x H750



SM2155F  
L1150 x W440 x H2070

# GIANT



+ (86) 189-8880-7020







123



+(86) 186-8880-7020





ARNE JACODSEN  
2152

MATERIAL  
COLORS

CARBON STEEL+ALUMINIUM ALLOY  
MATT BLACK/MATT WHITE/CREAM GREY/LIGHT BLUE

+ (86) 186-8880-7020



SM2152T  
Φ330 x H550



SM2152F  
Φ330 x H1330



+ (86) 186-8880-7020



The fixture emits downward directed light. The angle of the shade can be adjusted to optimize light distribution. The shade is painted white on the inside to ensure a soft comfortable light.



+ (86) 186-8880-7020



TORNADOES  
2124

+ (86) 186-8880-7020

MATERIAL  
COLORS

PC+CARBON STEEL  
WHITE



SM2124S1  
Φ860 x H700 (MAX H2800)



SM2124S2  
Φ1080 x H1160 (MAX H2800)



+ (86) 186-8880-7020





+ (86) 186-8880-7020



I.CONO  
2112

MATERIAL  
COLORS

ABS+ZINC ALLOY  
WHITE/BLACK/ORANGE



SM2112T  
L235 x W215 x H620



SM2112FA  
L300 x W395 x H1350



+ (86) 186-8880-7020





MOON



+ (86) 186-8880-7020



MOON  
2111

MATERIAL  
COLORS

CARBON STEEL  
WHITE/ORANGE/BRUSH GOLD(PLATING)



SM2111S1  
Φ:345 x H1900



SM2111S2  
Φ:425 x H2000

# MOON

The iconic pendant is characterized by its fan-like design with ten ring-shaped aluminum lamellae perfectly positioned to provide a soft, ambient, and glare-free light. The blades reflect and filter the light and the pendant changes its appearance depending on the angle at which you view it.



+ (86) 186-8880-7020



+ (86) 186-8880-7020



### LUMEN 2105

MATERIAL  
COLORS

ALUMINIUM/ZINC ALLOY  
CHROME



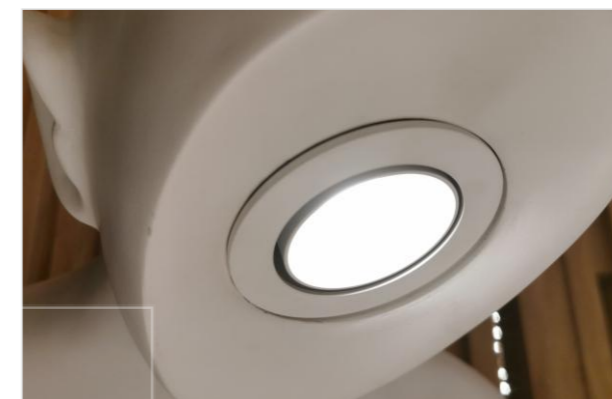
SM2105T  
Ø750 x H690



SM2105F  
Ø750 x H1600



 +(86) 186-8880-7020



## READER 1119

MATERIAL  
COLORS

FIBERGLASS  
WHITE



1119F  
L640 x W700 x H720



DESIGN



BEDSIDE GUN  
999

MATERIAL CARBON STEEL+ABS+PVC  
COLORS SUMMER BLACK/GOLDLEAF



999T1  
Φ 240 x H 430

+ (86) 186-8880-7020



+ (86) 186-8880-7020





(86) 186-8880-7020 ASSAI  
966

MATERIAL  
COLORS

CARBON STEEL  
DARK GREY/BROWN/CHAMPAGNE GOLD



ASSAI



+ (86) 186-8880-7020



+ (86) 186-8880-7020



SM966S1  
Φ510 × H615 (MAX H2800)



SM966S2  
Φ760 × H870 (MAX H2800)



SM966S3  
Φ750 × H810 (MAX H2800)



# MARTINE LLI LUCE



+ (86) 186-8880-7020

MARTINELLI LUCE  
965

MATERIAL  
COLORS

PC  
BLACK/WHITE/ORANG



965T  
Ø420 x H390

MARTINELLI LUCE



+ (86) 186-8880-7020



+ (86) 186-8880-7020





+ (86) 186-8880-7020

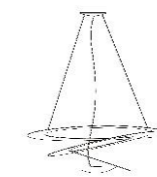
PIRCE  
962

MATERIAL  
COLORS

ALUMINIUM  
WHITE



962S  
L970 x W940 x H280(MAX H2000)



962MINI  
L690 x W670 x H280(MAX H2000)

# PIRCE




+ (86) 186-8880-7020



A modern, minimalist lighting fixture consisting of three glowing, overlapping rings suspended from the ceiling by thin wires. The rings are arranged in a vertical, slightly offset pattern, creating a sense of depth and movement. The background is a plain, light-colored wall.

پن

 +(86) 186-8880-7020






+ (86) 186-8880-7020



The dark night, glittering with clusters of yellow light, like flower buds in a dream in full bloom. At night, the Lights Point, like the stars in the sky.



+ (86) 186-8880-7020

DISCOCO  
961

MATERIAL ABS CARBON STEEL ABS  
COLORS RED/BLUE



961S1  
Ø530 x MAX H2000




+ (86) 186-8880-7020



The warm light spreading from Discoco creates direct downward illumination, and a dramatic play of light and shadows. Carefully designed to maximise light reflection on both sides of the disks that form the lamp, Discoco creates a stunning variation of light nuance and depth.

 +(86) 186-8880-1000





ARA  
939  
+(86) 186-8880-7020

MATERIAL  
COLORS

CARBON STEEL  
CHROME/LIGHT BLUE/SILK GREY/BEIGE RED



939T-LED  
Ø 350 x H570

ARA



ARA

+ (86) 186-8880-7020



HOPE  
925  
(86) 186-8880-7020



MATERIAL  
COLORS

CARBON STEEL / PC  
BLACK BODY



+ (86) 186-8880-7020





# HOPE



+ (86) 186-8880-7020





Hope/Table lamp made of thin polycarbonate lenses as diffuser. Supported by clear acrylic pole and chrome carbon steel holder. The lens diffuser created using imprinted microprisms on polycarbonate film to achieve a dioptric effect



+ (86) 186-8880-7020





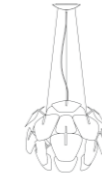
+ (86) 186-8880-7020



SM925S1  
Φ:500 × MAXH:2000



SM925S2  
Φ:600 × MAXH:2000



SM925S3  
Φ:800 × MAXH:2000




SM925S4  
Φ:1000 × MAXH:2000



SM925W  
L600 × W580 × H460



SM925C  
Φ:700 × H470



SM925S5-3  
Φ:1800 × MAXH:4500



SM925T  
Φ:520 × H820



SM925F2  
Φ:700 × H1680



SM925F3  
Φ:800 × H2000



+ (86) 186-8880-7020



ZOEY  
913

MATERIAL  
COLORS

GLASS/CARBON STEEL  
WHIT



913T1  
Φ 200 × H325



913T2  
Φ 380 × H510



913F2  
Φ 380 × H1720




ZOEY

+ (86) 186-8880-7020



+ (86) 186-8880-7020



NEBULA  
909

MATERIAL  
COLORS

GLASS/CARBON STEEL  
WHITE



90951  
Ø500 x H:800



# NEBULA

Suspension lamp made of 10pcs different glass shades/PVC shades .Supported by die-cast carbon steel body in chrome. microprisms bon polycarbonate film to achieve a dioptric effect

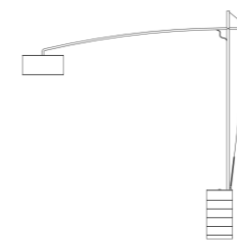
+ (86) 186-8880-7020



PEARL  
907

MATERIAL  
COLORS

FABRIC/CARBON STEEL  
BRUSHED COPPER+MATT BLACK+BEIGE/SATIN NICKEL+MATT BLACK+BEIGE



SM907F  
L2400 x W500(SHADE) x H2200





**P**  
+ (86) 186-8880-7020

PEARL



+ (86) 186 8889 7020



## TARAXACUM 903

MATERIAL  
COLORS

STAINLESS STEEL  
BRUSHED COPPER+CHROME BODY

+ (86) 186-8880-7020



SM903S  
Ø 800 x H800




+ (86) 186-8880-7020



Bandon too much cumbersome and luxurious,It combines the graceful shape of classicism and neo-classical decoration with a tall and straight posture.Balance the space and enhance the tension of the living room.



+ (86) 186-8880-7020



### JJ GREAT 902

MATERIAL  
COLORS

ALUMINIUM/CARBON STEEL  
BLACK/WHITE



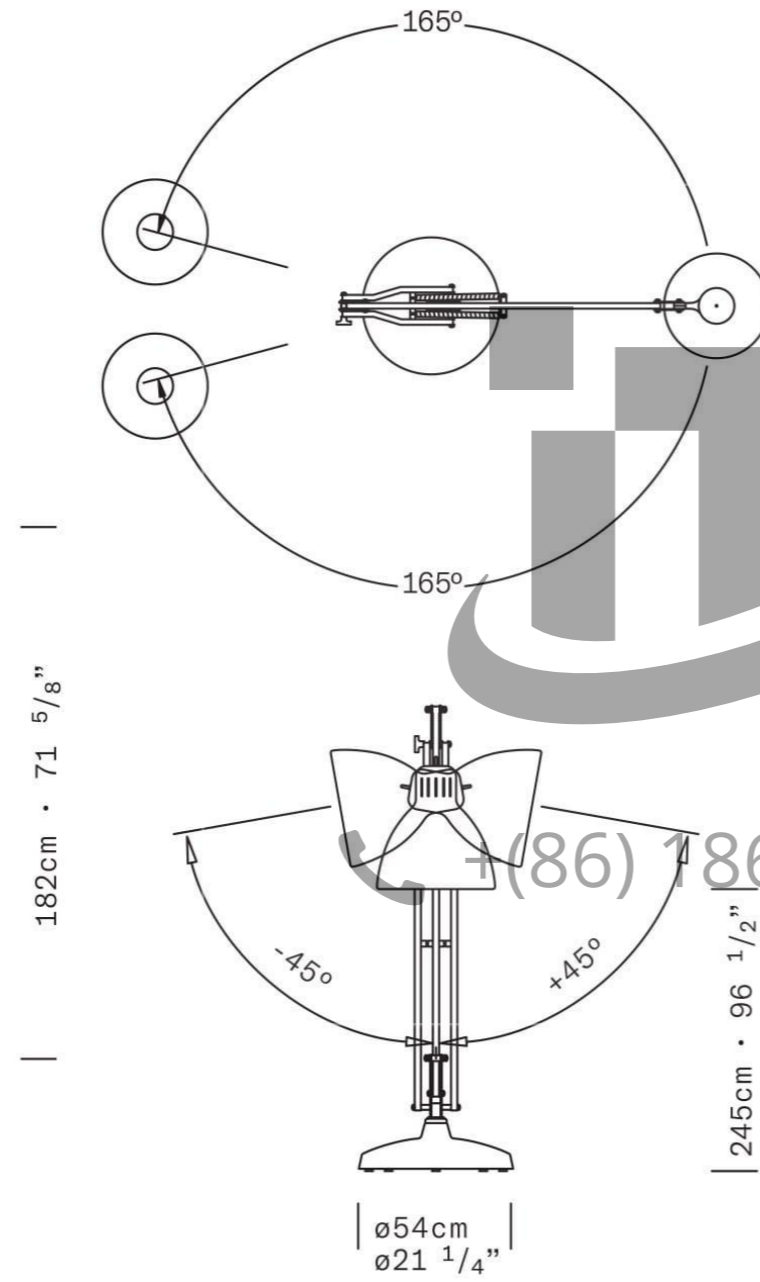
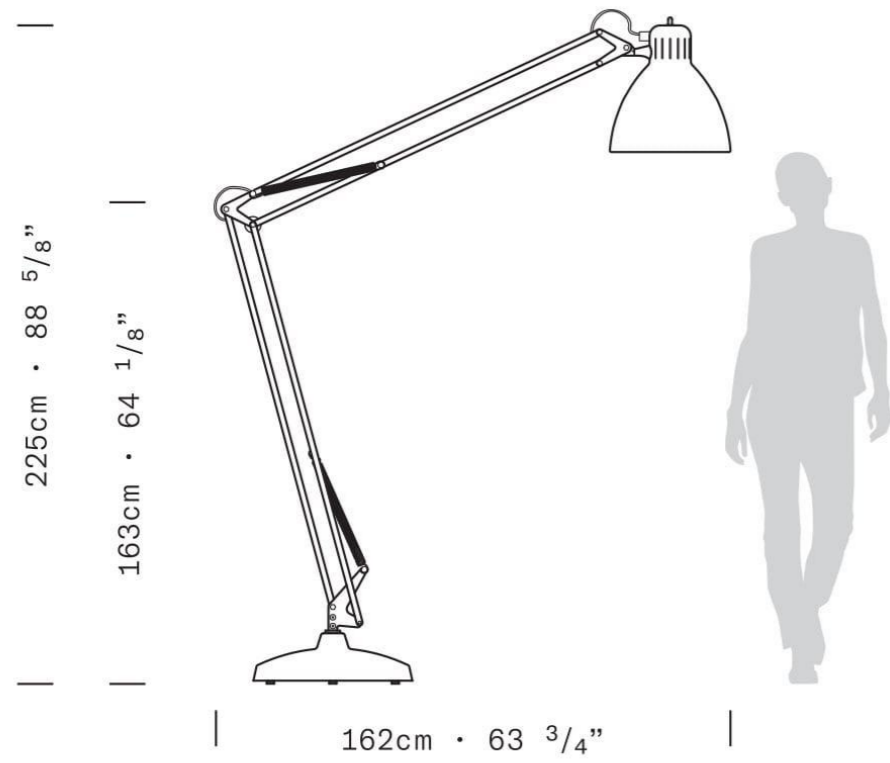
SM902F1  
L2035 x W600 x H1800



SM902F2  
L1780 x H2330




+(86) 186-8880-7020





+(86) 186-8880-7020



KTRIBE  
795

MATERIAL  
COLORS

ALUMINIUM/ GLASS  
BRUSHED COPPER+CLEAR GLASS/BRUSHED COPPER+CLEAR GLASS



SM795T  
Φ395 x H690



SM795F  
Φ395 x H1620



# KTRIBE

Injection-molded PC (polycarbonate) opal inner diffuser. Outer diffuser in transparent or fumée PMMA (polymethylmethacrylate).



+ (86) 186-8880-7020

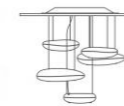


## MERCURY 788

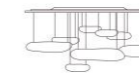
MATERIAL  
COLORS

ALUMINIUM/ GLASS  
SILVER GREY CHASSIS/CHROME

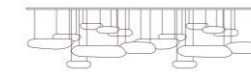
+ (86) 186-8880-7020



SM788C1  
Φ 800 x H550



SM788C2  
Φ 1100 x H550



SM788S GROUP  
L2800 x W1100 x H:2000



SM788S2  
Φ 1100 x H550 (MAXH2000)



During the day the piece acts as a sculptural object reflecting the dynamics of natural light and the movement of people around them. Die-cast aluminium lighting units; reflective units made of injection-moulded thermoplastic material with metallic finish; die-cast aluminium reflector.



+ (86) 186-8880-7020



+ (86) 186-8880-7020

A ceiling fixture that places a floating assembly of large pebbles below a simple modern aluminium disc. These in turn reflect each other bouncing light between their taught bio - morphic surfaces and reflecting the environment around them.



MEIAMPO  
777

MATERIAL  
COLORS

PC / CARBON STEEL  
BEIGE / RED

+ (86) 186-8880-7020



 +(86) 186-8880-7020



The street at night is another look, the moon rose, Bright Lights, lights on, breeze slowly. A string of bright lights like a flash of the Yangtze River, endless.



SH

+ (86) 186-8880-7020



+ (86) 86-8880-7020



SM777W1  
Φ 235 x H146



SM777W2  
Φ 235 x H315



SM777T  
Φ 357 x H560



SM777S1  
Φ 358 x H225



SM777S2  
Φ 550 x H370



SM777F1  
Φ 357 x H1400



SM777F2  
Φ 550 x H1780





+ (86) 186-8880-7020



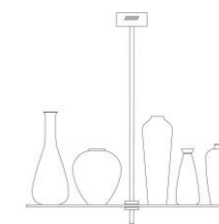
## GLASS JARS 771

MATERIAL  
COLORS

CARBON STEEL GLASS  
CLEAR GLAS



SM771S-3  
L320 x W320 x H1100



SM771S-5  
L890 x W190 x H:480(MAX1100)




SM771S-8  
L43.5 x W43.5 x H1200



+ (86) 136-8880-7020



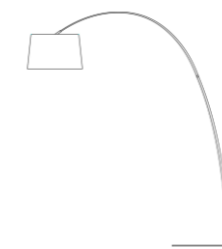


TWIGGY FLOOR LAMP  
733

MATERIAL  
COLORS

ALUMINIUM/ FIBER TUBE / CARBON STEE/ ACRYLIC  
WHITE/ BLACK/ ORANGE

+ (86) 186-8880-7020



SM733F  
L1700 x W600 (MINH1750-MAXH2200)


# TWIGGY FLOOR LAMP



+ (86) 186-8880-7020



+ (86) 186-8880-7020



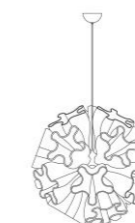
## PARISH 730

MATERIAL  
COLORS

CARBON STEEL+GLASS  
EARL GOLD+CLEAR GLASS /CHROME+SMOKEY GREY




SM73052  
Φ:600 H:600



SM73053  
Φ:700 H:700



The design of the chandelier is inspired by the shape and structure of flowers, and the lampshade is composed of multiple petals. It imitates the interaction between the petals and the whole flower, which is a typical bionic design.



AMIE  
716

MATERIAL  
COLORS

PC  
WHITE/ YELLOW/DARK GREY

+ (86) 186-8880-7020



716W  
L620 x W270 x H350

AAWATE



+(86) 186-8880-7020







+ (86) 186-8880-7020



YELANG  
706

MATERIAL  
COLORS

CRYSTAL/CARBON STEEL  
CLEAR GLASS+SUMMER GOLD



SM705T  
Ø 200 x H85 (MAX H2000)



+ (86) 186-8880-7020



GILL  
705

MATERIAL  
COLORS

CARBON STEEL+GLASS  
CHROMECHROME+CLEAR/CHROME+EARL GOLD+CLEAR GLASS

+(86) 186-8880-7020



SM705T  
Ø 400 x H480

# GILL

The three glass bottles that are scattered and unique are cleverly decorated, with different shapes and unique charm, full of artistic and creative sense.





+ (86) 186-8880-7020

BLOW  
703

MATERIAL  
COLORS

CARBON STEEL+GLASS  
EARL GOLD+CHROME

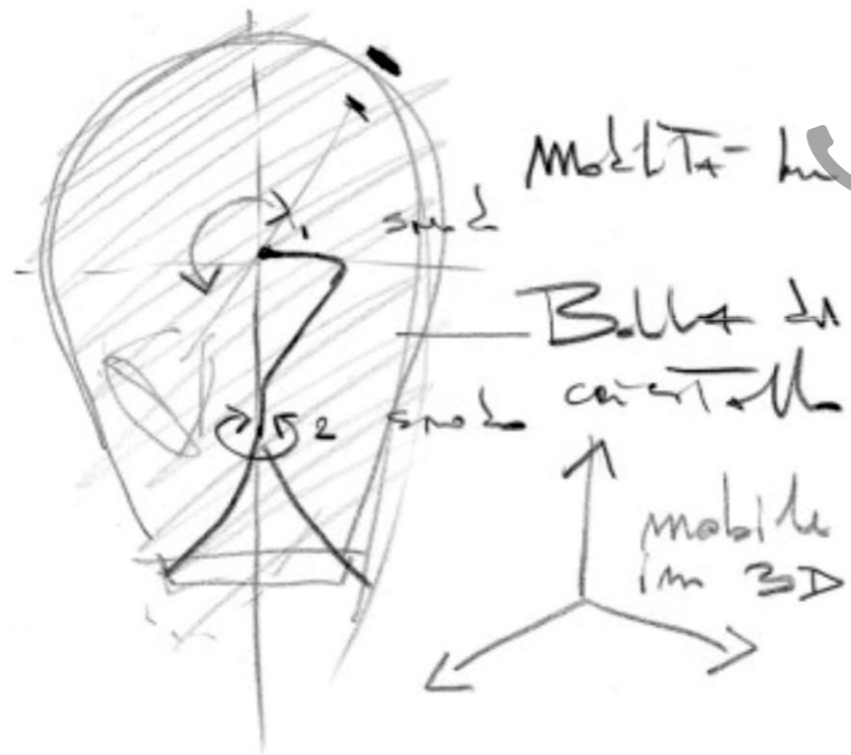
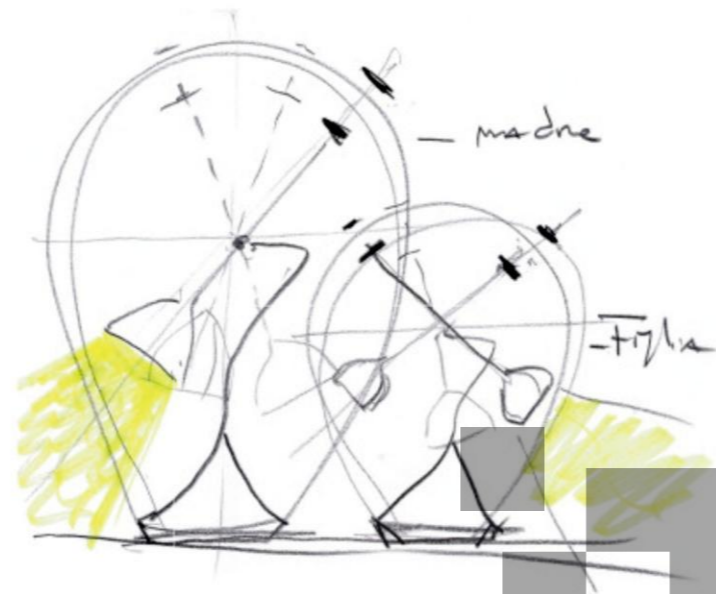
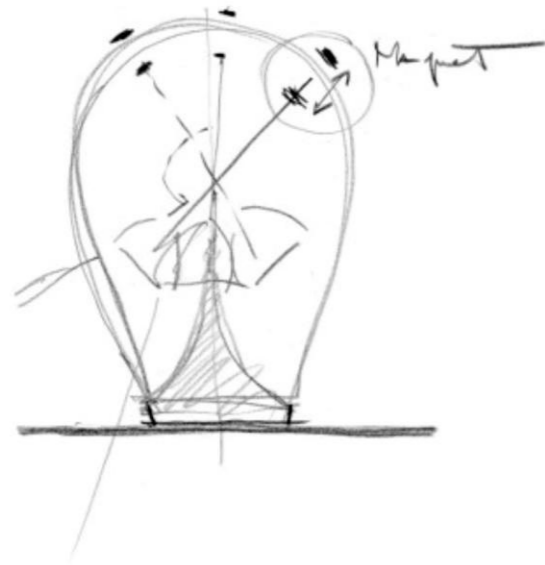


SM703T1  
Φ170 x H260



SM703T2  
Φ240 x H410

Prodotto da Bene 05/12



Mobilità in 3D (86) 186-8880-7020



As light as a breath, Blow is an ethereal and original table lamp. Made from blown glass, it contains a bright LED module that can be directed inside the diffuser to create ever-different beams of light. Perfect for reading or furnishing personal and intimate spaces. creative sense.



SNOOPY  
691

+(86) 186-8880-7020

MATERIAL  
COLORS

MARBLE/CARBON STEEL  
WHITE SHADE /BLACK SHADE




SM691T  
Φ 400 x H370

# SNOOPY



+ (86) 186-8880-7020






TOLOMEO DECENTRATA  
688

MATERIAL  
COLORS

ALUMINIUM CARBON STEEL FABRIC  
WHITE SHADE

+ (86) 186-8880-7020



+ (86) 186-8880-7020



Cantilevered arms in polished aluminium; joints in polished aluminium; diffuser in matt aluminium or in parchment paper or silk satin fabric or stainless steel ring.

# TOLOMEO DECENTRATA



+ (86) 186-8880-7020



+ (86) 186-8880-7020



SM688S1  
Φ 360(MIN H1200-MAX H1860)



SM688S2  
L1340(MIN H950 MAX H1360) Φ 240



SM688W  
Φ 240(MAX H1550)



SM688F2  
Φ 360(MAX H3310)



SM688W1  
Φ 240 x W374 x H355



SM688WS  
Φ 180 x W326 x H278



SM688T  
Φ 240(MAX H1375)



SM688J  
Φ 240(MAX H1670)



0-SPACE  
667

MATERIAL PC  
COLORS WHITE/ ORANGE

+ (86) 186-8880-7020



SM667S  
L560 x W425 x H300



+ (86) 186-8880-7020

The complex is simplified, the modelling is unique and novel, the color coordination, the space three-dimensional feeling is strong, brings to the space the unique ingenuity ornament.



شركة

+ (86) 186-8880-7020

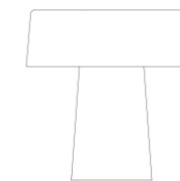
SARAH  
666

MATERIAL  
COLORS

GLASS  
WHITE



SM666T1  
Φ360 x H360



SM666T2  
Φ480 x H480



+ (86) 186-8880-7020

Simple lines, ingenious combination of creation, unique simplicity charm; Different colors are cleverly matched with each other and have a different charm, which shows exquisite elegance, vitality, warmth and romance.





+ (86) 186-8880-7020



CABOCHE  
665

MATERIAL  
COLORS

ACRYLIC/GLASS/CARBON STEEL  
TRANSPARENT/ AMBER

+ (86) 186-8880-7020





+ (86) 186-8880-7020

CABOCHE



Like a bracelet of sparkling transparent pearls, the Caboche ceiling lamp embellishes any room with its extraordinary lighting effect, where each sphere reflects the image of the light source inside the central diffuser, creating games of light onto the ceiling.

شركة  
+ (86) 186-8880-7020





+ (86) 186-8880-7020



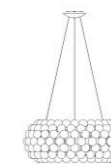
SM665S1  
Φ 350 × H200



SM665S2  
Φ 500 × H200



SM665S3  
Φ 650 × H200



SM665S4  
Φ 800 × H200



SM665T1  
Φ 350 × H400



SM665T2  
Φ 500 × H450



SM665F2  
Φ 500 × H1520



SM665F3  
Φ 650 × H1750



SM665C1  
Φ 350 × H230



SM665C2  
Φ 500 × H230



SM665C3  
Φ 650 × H230



SM665W  
L340 × W200 × H200



+ (86) 186-8880-7020



GLOBE  
661

MATERIAL  
COLORS

ACRYLIC  
CHROME+CLEAR+EARL GOLD+CLEAR GLASS



SM661S  
Φ 400 x H400(MAX H2000)



+ (86) 186-8880-7020

This decorative Globe - Warm Peach pendant features a crystal clear transparent acrylic outer sphere with five internal reflectors suspended by three steel chains.

This makes the pendant an ideal choice above a dining table, in a hallway or long corridor, or as a sculptural element in a corner.



CHI  
632

+ (86) 186-8880-7020


MATERIAL  
COLORS

GLASS/CARBON STEEL  
EARL GOLD+GOLD/CHROME/CLEAR GLASS





  
+ (86) 186-8880-7020



It reflects the soft expansion of the waves from the inside to the outside. The outside mirror image makes the subject dematerialized.



+ (86) 186-8880-7020



SM632F2  
Φ 350 x H1350



SM2632F3  
Φ 450 x H1700



SM632T1  
Φ 250 x H300



SM632T2  
Φ 350 x H420



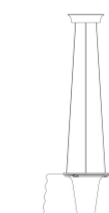
SM632T3  
Φ 450 x H500



SM632S1  
Φ 250 x H130



SM632S2  
Φ 350 x H180



SM632S3  
Φ 450 x H220

CHI



TIZIO  
415

MATERIAL  
COLORS

CARBON STEEL ALUMINIUM PC  
WHITE/ SILVER /BLACK

+ (86) 186-8880-7020



SM415T  
(MAX) L900 x W98 x (MAX) H995

# TIZIO



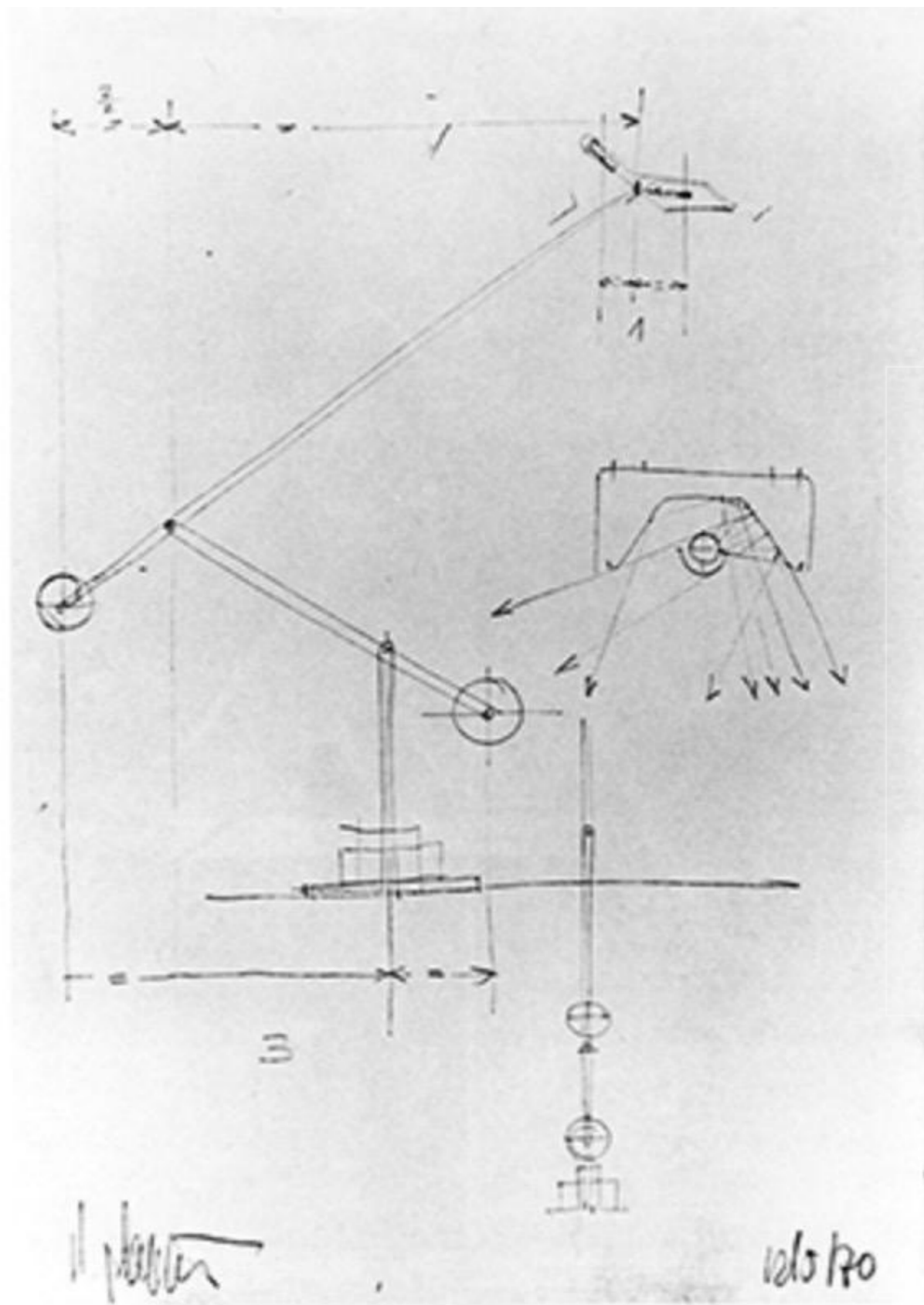
Table lamp made of aluminium alloy and polyurethane. Simple, elegant and charming!





+ (86) 186-8880-7020





ش

+ (86) 186-8880-7020



DIABOLO  
407

MATERIAL  
COLORS

ALUMINIUM  
BLACK/ RED/ WHITE

+ (86) 186-8880-7020



SM407S  
Ø 400 x (MINI)H1000

# DIAABOLO



+ (86) 186-8880-7020







+ (86) 186-8880-7020



+ (86) 186-8880-7020

GLA-BALL  
406

MATERIAL  
COLORS

GLASSTEEL  
WHITE



+ (86) 186-8880-7020

GLA-BALL





+ (86) 186-8880-7020



+ (86) 186-8880-7020



SM406S1  
Φ140 × H300



SM406S2  
Φ250 × H600



SM406S3  
Φ350 × H710



SM406S4  
Φ420 × H800



SM406T1  
Φ140 × H310



SM406T2  
Φ250 × H550



SM406T3  
Φ350 × H660



SM406T4  
Φ420 × H735



SM406T2-1  
Φ250 × H250



SM406T3-1  
Φ350 × H350



SM406T4-1  
Φ420 × H420



SM406F3  
Φ350 × H1800



SM406F4  
Φ420 × H1880



## NICONOS 343

MATERIAL GLASS CARBON STEEL  
COLORS CLEAR GLASS

+ (86) 186-8880-7020



SM343S1  
Φ300 × H480



SM343S2  
Φ300 × (MAXH1550)(MINH1050)



SM343W  
L250 × W325(SHADE) × H400



SM343T  
Φ250 × H600



SM343F  
Φ300 × H1780



The low-key design and simple appearance radiate clean and bright luster in any environment. Transparent hand blown glass lampshade is perfectly spherical, matching with steel lamppost and base, which makes it fascinating.



 +(86) 186-8880-7020





  
☎ + (86) 186-8880-7020



Suspension lamp made of transparent glass shade. Low profile design, and simple appearance, in any environment with clean glass diffuser. Diffused light emission.





FRISBI  
340

MATERIAL  
COLORS

CARBON STEEL+PC  
CHROME+EARL GOLD

+ (86) 186-8880-7020



SM340S  
Φ600 x H780



# FRISBI

The Frisbi has three fine steel cables which allows the pendant to be suspended from any ceiling via its injection-moulded ABS ceiling fitting. With a truly modern feel, this ageless pendant light was designed by Achille Castiglioni in 1978 and has remained current in style and still to this day compliments contemporary interiors.

+ (86) 186-8880-7020



+ (86) 186-8880-7020



TACCIA  
329

MATERIAL  
COLORS

CARBON STEEL+ALUMINIUM ALLOY+GLASS  
SILVER/BLACK/RED



SM328T  
Φ 375 x (MAXH520 MINH410)



SM329T  
Φ 500 x (MAXH665 MINH525)



IP

+ (86) 186-8880-7020



+ (86) 186-8880-7020



Table lamp with glass shade and aluminium base. Light is from a concave and rotary aluminum reflectors which with smooth and tidy. Light and shadow mutual complement and be full of fascinating.

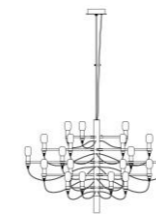


## FROSTED BULBS 325

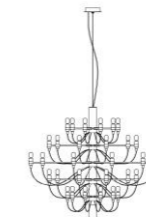
MATERIAL  
COLORS

CARBON STEEL  
EARL GOLD+STAIN NICKLE

 (86) 186-8880-7020



SM325S1  
Ø 850 x H660



SM325S2  
Ø 1000 x H880



The lamp heads are distributed in an orderly manner, which is in line with the aesthetic visual impact effect. After multiple processes of electroplating and drawing, the whole lamp body is smooth and bright, with a strong sense of metal. It is more modern and fashionable, and the whole is more beautiful.



+ (86) 186-8880-7020





+ (86) 186-8880-7020



FROSTED  
BULBS





☎ + (86) 186-8880-7020



RHEA  
320

MATERIAL  
COLORS

ALUMINIUM CARBON STEEL  
GREY / WHITE



SM320S  
Ø485 x H305



The trumpet-shaped top shade on the fixture provides illumination of the area above the three shades, which primarily direct the light downwards. A base reflector and a blue glare ring protect against glare from all angles. The strongest light is directly under the fixture. The shades have a matt white painted finish to ensure very comfortable lighting.



+(86) 186-8880-7020



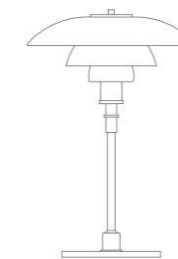
PH 2/1  
318

MATERIAL CARBON STEEL+GLASS  
COLORS CHROME/SUMMER BLACK/CHROME/BRUSHED COPPER


+ (86) 186-8880-7020



SM318T1  
Ø285 x H455



SM318T2  
Ø445 x H650



SM318F2  
Ø445 x H1530






The fixture is designed based on the principle of a reflective three-shade system, which directs the majority of the light downwards. The shades are made of opal three-layer glass, which is glossy on top and sandblasted matte on the underside, giving a soft and uniform light distribution.



+ (86) 186-8880-7020

A large, stylized logo watermark consisting of a bold, blocky letter 'D' with a curved line underneath it, set against a dark background.

+ (86) 186-8880-7020



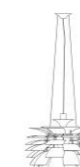
## ARTICHOKE 313

MATERIAL  
COLORS

ALUMINIUM CARBON STEE  
WHITE/ PINK



SM313SX  
Ø 480 x H520



SM313S1  
Ø 600 x H670



SM313S2  
Ø 720 x H760



شیراز



+ (86) 186-8880-7020





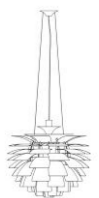
+ (86) 186-8880-7020



ARTICHOKE  
314

MATERIAL  
COLORS

ALUMINIUM CARBON STEE  
WHITE/ PINK



SM314S2  
Φ 1000 x H670





+ (86) 186-8880-7020



+ (86) 186-8880-7020



SPUN  
306

MATERIAL  
COLORS

CARBON STEEL ALUMINIUM  
BLACK/WHITE



SM306T  
Ø 390 x H575



SM306F  
Ø 500 x H1765

Table lamp with base in white or black metal.  
Simple, elegant and graceful,  
as a real gentleman, powerful and stable.



+ (86) 186-8880-7020





+ (86) 186-8880-7020



ROSY ANGELIS  
273

MATERIAL FABRIC CARBON STEEL  
COLORS WHITE



SM273F  
Ø 600 x H1780



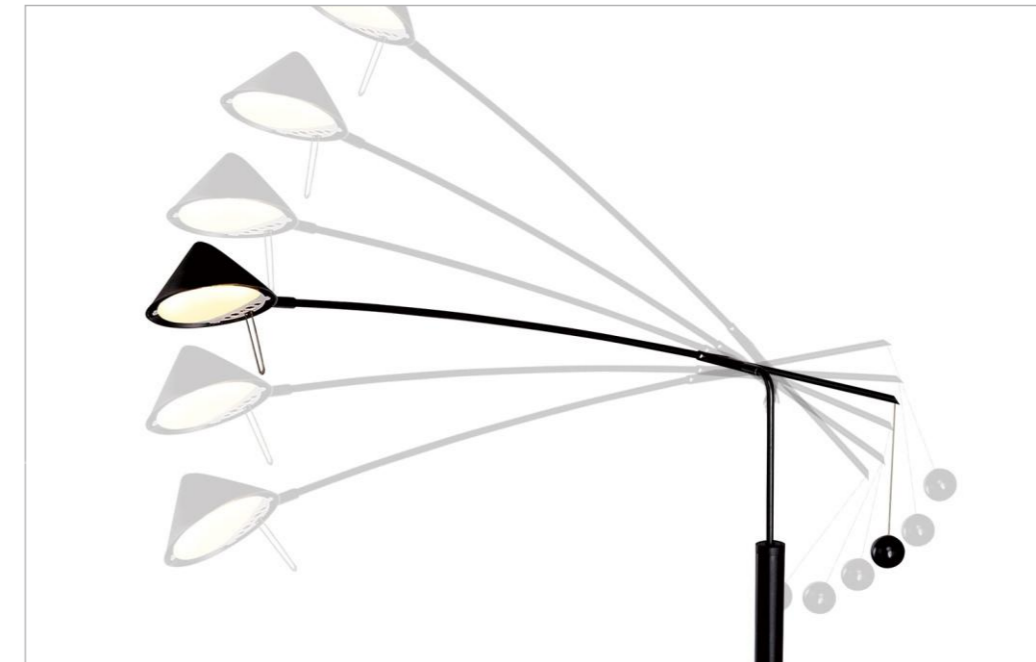
+ (86) 186-8880-7020



Rosy Angelis is a successful combination of a functional lighting solution and an elegant lighting object. The filament pinching design of floor lamps is inconspicuously complemented by lampshades made of ultra-light special fabrics. This evokes a veiled or shrouded object in Lenovo, which gives the impression of preserving an interesting secret.

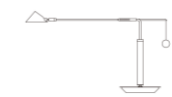


+ (86) 186-8880-7020

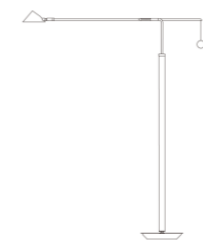


TOLOMEO MICRO  
270

MATERIAL CARBON STEEL  
COLORS BLACK



SM270T  
L870 x W245(SHADE) x (MAXH1130-MINH540)



SM270F  
L1060 x W245(SHADE) x (MAXH2085-MINH1030)



Inspired by traditional balanced arm lamps like the famous Naska Loris, his challenge was to combine an iconic and “domestic” form with innovative technologies and materials, adapting it to a wide variety of uses and settings.

+ (86) 186-8880-7020





ROMEO MOON  
268

MATERIAL  
COLORS

GLASS CARBON STEEL  
CLEAR GLASS

+ (86) 186-8880-7020



SM268T1  
Ø 500 x H730



SM268T2  
Ø 500 x H730



SM268F1  
Ø 500 x H1600



SM268S2  
Ø 500 x H230





+ (86) 186-8880-7020

The lamp with base in chrome metal and engraving glass or fabric shade .

Exquisite production process, with a mind-boggling soul.

Deep touching of very personal style, full life of taste.



+ (86) 186-8880-7020





+ (86) 186-8880-7020

ROMEO SOFT  
267

MATERIAL GLASS CARBON STEEL  
COLORS CLEAR GLASS



SM267T1  
Ø 335 x H650



SM267T2  
Ø 335 x H650



SM276S1  
Ø 335 x H215



ROMEO  
SOFT TABLE



+ (86) 186-8880-7020





+(86) 186-8880-7020



STYLOS EUR  
252

MATERIAL  
COLORS

ACRYLIC CARBON STEEL  
WHITE



SM252F2  
Ø 350 x H2040

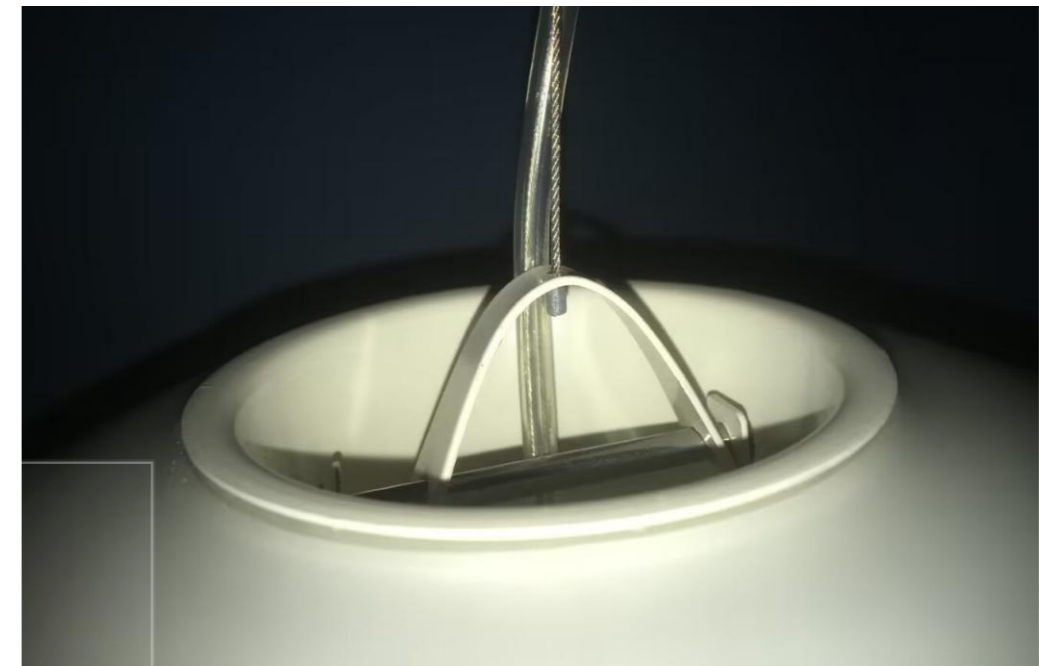
# STYLOS EUR



+ (86) 186-8880-7020



+ (86) 186-8880-7020



GLA-BALL  
233

MATERIAL      WHITE  
COLORS        GLASS + CARBON STEEL



SM233S  
Ø330 x H260



SM233T1  
Ø330 x H292



Suspension lamp providing diffused light. Diffuser consisting of an externally acid-etched, hand blown, flashed opaline glass. Gloss white painted pressed steel diffuser support. 30% fiberglass reinforced injection-molded polyamide rose; pressed and galvanized ceiling fitting.



+ (86) 186-8880-7020





# Thank You

---

We appreciate your time and attention. If you have any questions or need further information, please feel free to reach out.

---

 **CHINA OFFICE**

Room 19, 2nd Floor DeYi Commercial Building Construction Road No. 4th, Lecong Town Shunde Foshan, Guangdong, Postal code: 528 315

佛山市顺德区乐从镇建设路四号德怡商业大厦北门二楼19-3铺 528315

 + (86) 186-8880-7020     [goldy@imexao.com](mailto:goldy@imexao.com)



@imexao